

GARFIELD HEIGHTS BOARD OF EDUCATION
GARFIELD HEIGHTS, OHIO

RECORD OF PROCEEDINGS
Minutes – Regular Board Meeting
May 15, 2017

The Board of Education of the Garfield Heights City School District met Regular session on Monday, May 15, 2017 at the Garfield Heights Board of Education Offices, 5640 Briarcliff Drive, Garfield Heights, Ohio 44125 at 6:00 p.m. with Mrs. Christine Kitson, Vice President of the Board, presiding.

ROLL CALL

Present: Mrs. Kitson, Mr. Dobies, Mr. Juby
Absent: Mr. Wolske, Mrs. Geraci

RECOMMEND ADOPTION OF AGENDA AS PRESENTED

Moved by Mr. Juby, seconded by Mr. Dobies to adopt the agenda as presented.

Ayes: Juby, Dobies, Kitson
Nays: None

MOMENT OF SILENT REFLECTION & PLEDGE OF ALLEGIANCE

READING & APPROVAL OF MINUTES

Moved by Mr. Dobies, seconded by Mr. Juby to approve the following minutes:

Special Board Meeting of April 13 2017, as presented
Regular Board Meeting of April 18, 2017, as presented

Ayes: Dobies, Juby, Kitson
Nays: None

BOARD VICE PRESIDENT'S REPORT

On behalf of the Board of Education, I would like to welcome everyone to tonight's meeting. Board President, Mr. Wolske is in Washington DC at the National Police Memorial Service and Mrs. June Geraci is out ill. Thank you to Mrs. Abraham, Ms. Harris, and the entire Elmwood staff for your hospitality in hosting our meeting this evening. The Board enjoys the opportunity to visit each school throughout the year. As the end of the school year approaches, we encourage students to continue to give forth their best effort. We also wish everyone a safe and restful summer break.

COMMITTEE REPORTS:

Cuyahoga Valley Career Center – Christine A. Kitson

At the end of April, State Representative Stephanie Howse visited the Cuyahoga Valley Career Center and she toured many of the classes that were in session.

The outstanding Student Reception & Student Recognition Ceremony took place last week and the Reception was catered by the Culinary Arts Program in The Valley Inn Restaurant. CVCC students, family, and friends filled the Commons to capacity. Not only were the students honored, but four people received the CVCC Distinguished Alumni Award-Paul Lucas, Jeff Ardo, Mark Pruchnicki, and Matt Schoeffler.

The Dental Pinning ceremony also took place last week, and Mr. O and I were in attendance.

Last week, the Garfield Heights Maintenance Storage Facility Dedication took place. The maintenance facility was constructed by students from the construction trades program and their instructor Paul Yuravak. This was a joint effort of the CVCC, Garfield Heights City Schools, and the City of Garfield Heights. The students were treated to a picnic lunch prepared by Superintendent Olszewski and Treasurer Allen Sluka. Also, in attendance was the City of Garfield Heights Mayor, Vic Collova, State Representative Stephanie Howse, Board President Gary Wolske, and staff from both CVCC and Garfield Heights City Schools. The building dedication was a celebration of business/school partnership, career and technical education student talent.

Our next meeting takes place Thursday, May 26th at 6:30 pm

On Saturday, the Board will be interviewing candidates to fill the Superintendent position at CVCC.

Upcoming recognition programs include Health Careers Pinning ceremony on May 17th and the Public Health and Safety graduation on May 18th

Career specialist Julie Regula was involved in many career service activities throughout the year for our Garfield Heights Student. The attached report summarized the activities and I would like a copy added to the minutes

That concludes my report

Student Activities - June Geraci (Read By Superintendent Olszewski)

Spring sports are all nearing completion after a slow start. Baseball, softball, and tennis have been eliminated from the state tournament series but are still playing regular season games through May 19. The rainy spring and not being in a league has really decreased the number of games we've played causing the regular season to extend beyond the state tournament contests. Track starts their state tournament series on May 17th and have no remaining regular season events.

Major recent purchases include: Track invitational fees, senior night awards, replacement medical supplies, tennis shirts, 2 backboards with lights, and varsity baseball jerseys.

Legislative Liaison – Gary Wolske

City Liaison – Robert A. Dobies Sr.

Policy Liaison – Christine A. Kitson & Joseph M. Juby

PRESENTATION

Mrs. Gwen Abraham shared a short presentation to the Board of Education about the new changes to the school lunch program. In video format, board members and the community saw the positive reactions from students and staff as children are exposed to healthier eating options such as daily choices of fresh fruits and vegetables. People were entertained by watching kindergarten students try green peppers with hummus for the very first time. Older students also shared their excitement of choosing lunch salads as a substitute for the daily main entrée. According to the district dietician, Briana Cates, these changes have resulted in less waste and greater participation in the district lunch program.

RECOGNITIONS/COMMENDATIONS

Mrs. Abraham and Mrs. Harris recognized those students who had significant reading achievements throughout the school year.

SUPERINTENDENT'S REPORT

Thank you Mrs. Vice President. For tonight's meeting, I would simply like to recognize all of the positive events that are taking place throughout the Garfield Heights City Schools during the month of May. This is a month where teachers, principals and administrators have the opportunity to value the accomplishments their students have made during the preceding school year. I will list a few of those important events here as a reminder to the community:

- National Honor Society Banquet, taking place at Saint Michael's Woodside on Tuesday, May 16 at 6 p.m.
- William Foster Awards Night, taking place on Tuesday, May 16, 2017 at 6:00 p.m. at the Center for Performing Arts
- High School Sports Banquet, taking place on May 18, 2017 at the High School at 6:30 p.m.
- Maple Leaf Awards Night, taking place at Center for Performing Arts on Wednesday, May 17 at 6 p.m.
- Theater Awards, taking place at the Center for Performing Arts, on Saturday, May 20 at 5 p.m.
- Elmwood Awards Night, taking place at the Center for Performing Arts on Monday, May 22 at 6 p.m.
- Middle School 8th Grade Awards Night, taking place at the Middle School on Monday, May 22 at 6 p.m.
- Middle School Sports Banquet, taking place at the Middle School on Tuesday, May 23 at 6 p.m.
- Last Day of School for students is Thursday, May 25, 2017
- Commencement is Friday, May 26, 2017 at Music Hall Beginning at 6:30 p.m.
- Thursday, May 18th, Friday, May 19th and Monday, May 22nd Students of Promise will be taking the spring college and culture exposure tour. In addition to exposing our students to colleges, there will be a tour of the Birmingham Civil Rights Museum, Georgia Aquarium, and Dr. Martin Luther King Jr National Historical Site.

All of these events, and so much more, can be found by visiting the district at our website. We strongly encourage the community to find a way to attend any, or all of these events so that they can see how the students of our district at all ages are taking advantage of, and seizing, the opportunities presented to them.

The Board of Education should know that our William Foster Ambassadors are taking part of a special “Acting Course” in partnership with Jennings Hall and the Ohio Arts Council. Already having taken a field trip twice in the last few weeks to Jennings Hall, a representative from the Ohio Arts Council is teaching our students, along with senior citizen residents at Jennings Hall, how to act in three plays... Peter Pan, Cinderella and the Wizard of Oz. A special thanks goes out to Jen Huncharek who is attending with our students. This is a tremendous opportunity for our elementary students, to interact with another generation in a meaningful and educational way.

We would like to thank Mr. Benjamin, Mr. Keshock, Mr. Pope, Mr. Pernod and Ms. Carey for a wonderful school year of plays and musical concerts. As usual, our student’s talents far exceed everyone’s expectations.

The month of May is about opportunities in the Garfield Heights City Schools, and it’s a great time for the community to learn more about our students’ accomplishments.

Thank you Mrs. Vice President

REMARKS FROM THE PUBLIC REGARDING AGENDA ITEMS

REPORTS & RECOMMENDATIONS OF THE TREASURER:

Mr. Sluka gave the Board an overview of the five-year forecast and highlighted key financial areas that had the most significant impact on the forecast.

Moved by Mr. Juby, seconded by Mr. Dobies to approve the financials for April 2017, as presented in Exhibit “A”.

Ayes: Juby, Dobies, Kitson
Nays: None

Moved by Mr. Juby, seconded by Mr. Dobies to approve Resolution No. 2017-03, a resolution approving the Five Year Forecast, as presented in Exhibit “B”.

Ayes: Juby, Dobies, Kitson
Nays: None

Moved by Mr. Juby, seconded by Mr. Dobies to approve Resolution No. 2017-04, a resolution approving the transfer of \$67,500.00 from the General Fund (001) to the Athletic Fund of (300-926A).

Ayes: Juby, Dobies, Kitson
Nays: None

RECOMMENDATIONS OF THE BOARD OF EDUCATION:

RECOMMENDATIONS OF THE SUPERINTENDENT TO THE BOARD:

PERSONNEL:

Moved by Mr. Juby, seconded by Mr. Dobies to approve the following Administrative Contracts:

<u>Name</u>	<u>Title</u>	<u>Days</u>	<u>Contract Effective</u>
Gwen Abraham	Principal –Elmwood	210	8/1/17-7/31/20
Randolph Continenza	Curriculum Supervisor	120	8/1/17-7/31/18
Gordon Dupree	Director of Pupil Services	225	8/1/17-7/31/18
Michael Fording	Asst. Principal –High School	210	8/1/17-7/31/20
Tammy Hager	Principal-High School	220	8/1/17-7/31/20
Shyla Urban	Asst. Principal–Middle School	210	8/1/17-7/31/20

Ayes: Juby, Dobies, Kitson
Nays: None

Moved by Mr. Juby, seconded by Mr. Dobies to approve the Employee Leaves as presented in Exhibit “C”.

Ayes: Juby, Dobies, Kitson
Nays: None

Moved by Mr. Juby, seconded by Mr. Dobies to accept the disability retirement of Debra Eddy, Instructional Assistant at William Foster, effective March 16, 2017.

Ayes: Juby, Dobies, Kitson
Nays: None

Moved by Mr. Juby, seconded by Mr. Dobies to accept the disability retirement of Julie Bell, Reading Teacher at the Middle School, effective May 5, 2017.

Ayes: Juby, Dobies, Kitson
Nays: None

Moved by Mr. Juby, seconded by Mr. Dobies to accept the resignation of Michael Cottingham, Security at William Foster, effective May 26, 2017.

Ayes: Juby, Dobies, Kitson
Nays: None

Moved by Mr. Juby, seconded by Mr. Dobies to accept the resignation of Michael Grier, Bus Driver, effective April 27, 2017.

Ayes: Juby, Dobies, Kitson
Nays: None

Moved by Mr. Juby, seconded by Mr. Dobies to accept the resignation of Sarah Taylor, General Cafeteria at the High School, as it appeared on the April 18, 2017 board agenda, and approve the termination of her contract due to job abandonment effective April 11, 2017.

Ayes: Juby, Dobies, Kitson
Nays: None

Moved by Mr. Juby, seconded by Mr. Dobies to accept the resignation of Robin Wiggers, Title I Tutor at Maple Leaf effective May 26, 2017.

Ayes: Juby, Dobies, Kitson
Nays: None

Moved by Mr. Juby, seconded by Mr. Dobies to accept the resignation of Sara Yurman, Intervention Specialist at Elmwood Elementary, effective July 7, 2017.

Ayes: Juby, Dobies, Kitson
Nays: None

Moved by Mr. Juby, seconded by Mr. Dobies to approve the certified contract(s) for the 2017-2018 school year as follows:

<u>Name</u>	<u>Position</u>	<u>Degree</u>	<u>Step</u>
Beth Kleinschmidt	SLP – HS/WF	M+0	2

Ayes: Juby, Dobies, Kitson
Nays: None

Moved by Mr. Juby, seconded by Mr. Dobies to approve the following certified transfer of assignments for the 2017-2018 school year as follows:

<u>Name</u>	<u>Previous Position</u>	<u>New Position</u>
Heather Maag	Grade 4 – EW	Grade 2 - WF
Abigail Klamer	Math - MS	Grade 4 – EW

Ayes: Juby, Dobies, Kitson
Nays: None

Moved by Mr. Juby, seconded by Mr. Dobies to approve the following classified transfer of assignments for the 2017-2018 school year as follows:

<u>Name</u>	<u>Previous Position</u>	<u>New Position</u>
Debbie Wolske	Elem. Secretary (6A) – EW	Elem. Secretary (6A) – ML
Denise Josie-Thompson	Driver (3E)/HKeeper (1D)–CO	Instructional Asst. (2B) - MS
Christopher Cole	Building Asst. (1B) – HS	Elem. Security (4B) – District
Antoine Battle	Bus Aide (1E) - Garage	Delivery Driver (2E) – Garage
Tinika James	Building Asst. (1B) – WF	Attendance Clerk (3A) - HS

Ayes: Juby, Dobies, Kitson
Nays: None

Moved by Mr. Juby, seconded by Mr. Dobies to approve the appointment of certificated and/or licenses teaching staff on limited contracts for the 2017-2018 school year as presented in Exhibit "D".

Ayes: Juby, Dobies, Kitson
 Nays: None

Moved by Mr. Juby, seconded by Mr. Dobies to extend a continuing contract to the following teacher(s) effective at the beginning of the 2017-2018 school year as follows:

Melissa Bensie	Andrew Burke	Laura DiRienzo
Emily Garrett	Lillian Giehler	Paul Glazer
Jowell Gray		

Ayes: Juby, Dobies, Kitson
 Nays: None

Moved by Mr. Juby, seconded by Mr. Dobies to approve the classified contract(s) for the 2016-2017 school year as follows:

<u>Name</u>	<u>Position</u>	<u>Hrs.</u>	<u>Exp.</u>
Veleeta Bohannon (eff: 5/1/17)	Bus Driver (4E)	4	0
Charmaine Williams (eff: 5/11/17)	Housekeeper (1D) - WF	6	0

Moved by Mr. Juby, seconded by Mr. Dobies to approve the following classified substitute(s) for the 2016-2017 school year as follows:

<u>Name</u>	<u>Position</u>
Natalie Pomiecko	General Cafeteria – IC

Ayes: Juby, Dobies, Kitson
 Nays: None

Moved by Mr. Juby, seconded by Mr. Dobies to approve the Athletic supplemental position(s) for the 2017-2018 school year as follows:

<u>Name</u>	<u>Position</u>
Jeff Throckmorton	Varsity Assistant Football Coach – HS
Jeff Papesh	Varsity Assistant Football Coach – HS
Mike Ruggiero	Varsity Assistant Football Coach – HS
Romie Graham	Varsity Assistant Football Coach – HS
Jamison Hultine	Varsity Assistant Football Coach – HS
Cody McConaha	Varsity Assistant Football Coach – HS
Chris Cole	Varsity Assistant Football Coach – HS
Zach Sorohan	Varsity Assistant Football Coach – HS
Jason Osborne	Varsity Assistant Football Coach – HS
John Howells	Head Football Coach (Grade 8) – MS
Brittani Maddox	Varsity Assistant Volleyball Coach – HS
Vicki Tomasheski	Head Volleyball Coach (Grade 8) – MS
Keith Kneisel	Head Soccer Coach (Boys) – MS
April Smith	Head Cheerleading Coach – MS

Ayes: Juby, Dobies, Kitson
Nays: None

Moved by Mr. Juby, seconded by Mr. Dobies to approve hours for the following teachers that participated in the Elmwood Learning Carnival-Family Involvement Night April 25, 2017 at a rate of \$25.44 per hour to be paid from Title I funds - Family Involvement:

Dana Ogorek-3 hrs.	Sarah Close-3 hrs.	Sherry Pastor-2.75 hrs.
Stacey Mather-3 hrs.	Kayla Palmer-3hrs.	Krystal Parnin-2.75 hrs.
Tim Cohn-3.5 hrs.	Betsy Raimer-3 hrs.	Stacey Wielgus-3 hrs.
James Portik-3hrs.	Allison Davila-3 hrs.	Heather Maag-3 hrs.
Laura Thornton-3 hrs.	Shannon Maher-3 hrs.	

Ayes: Juby, Dobies, Kitson
Nays: None

Moved by Mr. Juby, seconded by Mr. Dobies to approve the following teachers for the elementary summer transition program at \$25.44 per hour, up to 16 days, funded by Federal Title I and IDEA grants. Their employment will be contingent on sufficient student enrollment in the program.

Laura Thompson	Diane Horvath	Constance Watt
Stacey Mather	Maryanne Ratka	Melissa Herman
Dana Ogorek	Leigh Ann Pustai	Allison Davila (Bury)
Cynthia Artrip	Donna Belitz	Melissa Murphy
Janet Kaliszewski	Christina Kalessis	Janine El-Amin
Emily Garrett	Elizabeth Whalen	

Ayes: Juby, Dobies, Kitson
Nays: None

Moved by Mr. Juby, seconded by Mr. Dobies to approve the following substitute teachers for the elementary summer transition program at \$25.44 per hour funded by Federal Title I and IDEA grants.

Kayla Palmer

Laura Bartlett

Jenice Willis

Ayes: Juby, Dobies, Kitson

Nays: None

Moved by Mr. Juby, seconded by Mr. Dobies to approve extra time for Laura Bartlett regarding Home Instruction for a student on an IEP up to 5 hours a week/ \$25.44 per hour for the remainder of 2016-2017 school year, to be paid through IDEA-B Grant.

Ayes: Juby, Dobies, Kitson

Nays: None

Moved by Mr. Juby, seconded by Mr. Dobies to approve extra time for Lana Mastroianni writing IEP's from service plans for Jon Peterson and Autism scholarship students at \$25.44 per hour, up to 20 hours to be paid through IDEA-B Grant.

Ayes: Juby, Dobies, Kitson

Nays: None

Moved by Mr. Juby, seconded by Mr. Dobies to approve hours for the following teachers that completed Module 3 of the LETRS Program as at rate of \$25.44 per hours, to be paid from the LETRS Grant:

Tonia Byers-12 hours

Candice Booher-12 hours

Abby Banning-12 hours

Cynthia Artrip-12 hours

Kate Abbey-12 hours

Candice Lanse-12 hours

Jennifer Schmalz-12 hours

Nikki Rose-12 hours

Amy Halusker-12 hours

Julie Frederick-12 hours

Laura DiRienzo-12 hours

Cheryl Dettling-12 hours

Jenice Willis-12hours

Robin Wiggers-12hours

Connie Watt-12 hours

Nikki Rose-12 hours

Melissa Herman-12 hours

Janet Kaliszewski-12 hours

Maryanne Ratka-12 hours

Leigh Ann Pustai-12 hours

Lisa Perko-12 hours

Sherry Pastor-12 hours

Jennifer Molnar-12 hours

James Lupica-12 hours

Gina Lewis-12 hours

Robert Kusnerik-12 hours

April Knight-12 hours

Valerie King-12 hours

Sharon Regan-12 hours

Elisabetta Kosta-10 hours

Jody Saxton-10 hours

Jean Rizi-10 hours

Ayes: Juby, Dobies, Kitson

Nays: None

POLICY:

CONTRACTS:

Moved by Mr. Juby, seconded by Mr. Dobies to approve the agreement between Garfield Heights City Schools and North Coast Therapy Associates, Inc. to serve students on Individualized Education Programs needing physical therapy services for the 2017-18 school year.

Ayes: Juby, Dobies, Kitson
Nays: None

Moved by Mr. Juby, seconded by Mr. Dobies to approve the contract with the Renhill Group for substitute teaching fulfillment and management for the 2017-18 school year.

Ayes: Juby, Dobies, Kitson
Nays: None

RENTALS & FACILITY USAGES:**MISCELLANEOUS:**

Moved by Mr. Juby, seconded by Mr. Dobies to adopt Signing Naturally, Units 7-12, Dawnpress, 2016. The book is the second in the series, aligns with collegiate-level studies, and is fully aligned to Ohio's Foreign Language Standards.

Ayes: Juby, Dobies, Kitson
Nays: None

Moved by Mr. Juby, seconded by Mr. Dobies to adopt College Physics, AP Edition, Pearson, 2015. This textbook is fully aligned with Ohio's Learning Standards for Science, as well as, College Board's AP Physics curriculum.

Ayes: Juby, Dobies, Kitson
Nays: None

REMARKS FROM THE PUBLIC REGARDING MISCELLANEOUS SCHOOL ITEMS**ANNOUNCEMENT OF NEXT BOARD MEETINGS**

Board of Education Regular Meeting – 6:00 P.M.
June 19, 2017
Garfield Heights Board of Education Offices
5640 Briarcliff Dr.
Garfield Heights, Ohio 44125

Moved by Mr. Dobies, seconded Mr. Juby to adjourn at 6:31 p.m.

Ayes: Dobies, Juby, Kitson
Nays: None



President



Treasurer

Exhibit "A"

GARFIELD HEIGHTS CITY SCHOOLS

FINANCIALS

April 2017

RECONCILIATION

April-17

Key Bank (checking)	\$108,108.77		
PNC Bank (checking)	113,976.99		
PNC Bank (deposits)	170,904.10	4,032.50	PNC
JPMorgan Chase (payroll)	130,655.90	5,091,373.66	Star Ohio
Investments	7,238,498.54	88,338.75	Huntington
Total Bank Depositories	<u>\$7,762,144.30</u>	80,509.47	Citizens Bank
Outstanding Checks	<u>(74,821.73)</u>	1,374,244.16	RedTree Investment
		500,000.00	Independence Bank
		100,000.00	Blaugrund Scholarship
		<u>7,238,498.54</u>	
Start up Cash-School Store	50.00		
Start up Cash-HS Library	50.00		
Start up Cash-Athletics	1,050.00		
Returned NSF checks	\$0.00		
Deposit in Transit Café (HS 4/28)	348.45		
Transfer from Star to Key			
Total Adjustments	<u>1,498.45</u>		
Total Bank Balance	<u><u>\$7,688,821.02</u></u>		
Total Fund Balance	<u><u>\$7,688,821.02</u></u>		
Difference	<u><u>-</u></u>		

Treasurer's Signature

Allen D. Sluka

**STATEMENTS OF
REVENUE
EXPENDITURES
FUND BALANCE AND UNENCUMBERED BALANCES
BY FUND**

Date: 05/04/17
 Time: 8:08 am

GARFIELD HTS. BOARD OF EDUC.
 Fiscal Year Budget
 Revenues & Expenditures
 April 1, 2017 through April 30, 2017

Page: 1
 (FNDREVEX)

GENERAL (001)

	April Activity	Annual Budget	FYTD Activity	Encumbrances	Unencumbered Balance

Fund Balance, Beg. of Period	\$ 3,458,119.23		\$ 812,300.09		
Revenue:					
TAXES		\$ 15,434,000.00	\$ 15,427,241.40		
TUITION	\$ 769.70	\$ 400,000.00	\$ 308,367.46		
TRANSPORTATION FEES					
EARNINGS ON INVESTMENTS	\$ 6,638.67	\$ 20,000.00	\$ 39,876.41		
FOOD SERVICES					
EXTRA CURRIC (STUDENT) ACTIVIT	\$ 4,409.00	\$ 45,000.00	\$ 37,355.01		
MISC. RECEIPTS - LOCAL SOURCES	\$ 110,947.72-	\$ 256,500.00	\$ 110,821.87		
OTHER RECEIPTS - LOCAL SOURCES					
UNRESTRICTED GRANTS-IN-AID					
RESTRICTED GRANTS-IN-AID					
UNRESTRICTED GRANTS-IN-AID	\$ 1,760,493.14	\$ 24,285,000.00	\$ 19,812,060.28		
RESTRICTED GRANTS-IN-AID	\$ 105,613.37	\$ 1,585,000.00	\$ 1,036,124.65		
RESTRICTED GRANTS-IN-AID					
TRANSFERS-IN					
ADVANCES-IN		\$ 475,420.00	\$ 475,420.00		
REFND OF PRIOR YEAR EXPENDITUR					

Total Revenues:	\$ 1,766,976.16	\$ 42,500,920.00	\$ 37,247,267.08		
Expenditures:					
PERSONNEL:					
SALARIES	\$ 1,780,671.24	\$ 23,448,400.00	\$ 19,833,321.99		\$ 3,615,078.01
FRINGE BENEFITS	\$ 697,764.06	\$ 8,260,228.03	\$ 6,957,294.75	\$ 72,634.97	\$ 1,230,298.31

TOTAL PERSONNEL:	\$ 2,478,435.30	\$ 31,708,628.03	\$ 26,790,616.74	\$ 72,634.97	\$ 4,845,376.32
PURCHASED SERVICES	\$ 1,090,396.89	\$ 7,837,189.27	\$ 7,510,114.82	\$ 1,164,825.62	\$ 837,751.17-
SUPPLIES AND MATERIALS	\$ 14,905.48	\$ 1,285,052.40	\$ 782,347.04	\$ 272,446.22	\$ 230,259.14
CAPITAL OUTLAY		\$ 380,903.52	\$ 449,622.81	\$ 14,608.53	\$ 83,327.82-
CAPITAL OUTLAY					
MISCELLANEOUS OBJECTS	\$ 12,413.18	\$ 1,013,342.00	\$ 897,921.22	\$ 7,089.55	\$ 108,331.23
OTHER USES OF FUNDS	\$ 67,500.00	\$ 550,000.00	\$ 67,500.00		\$ 482,500.00

Total Expenditures:	\$ 3,663,650.85	\$ 42,775,115.22	\$ 36,498,122.63	\$ 1,531,604.89	\$ 4,745,387.70
Increase (Decrease) for Period	\$ 1,896,674.69-		\$ 749,144.45		
Fund Balance, End of Period	\$ 1,561,444.54		\$ 1,561,444.54		
	=====				
Current Encumbrances	\$ 1,531,604.89		\$ 1,531,604.89		

Date: 05/04/17
Time: 8:08 am

GARFIELD HTS. BOARD OF EDUC.
Fiscal Year Budget
Revenues & Expenditures
April 1, 2017 through April 30, 2017

GENERAL (001)(cont'd)

	April Activity	Annual Budget	FYTD Activity	Encumbrances	Unencumbered Balance
Unencumbered Cash Balance	\$ 29,839.65		\$ 29,839.65		

Date: 05/04/17
 Time: 8:08 am

GARFIELD HTS. BOARD OF EDUC.
 Fiscal Year Budget
 Revenues & Expenditures
 April 1, 2017 through April 30, 2017

Page: 3
 (FNDREVEX)

	April Activity	Annual Budget	FYTD Activity	Encumbrances	Unencumbered Balance
Fund Balance, Beg. of Period	\$ 3,194,115.41		\$ 2,865,806.77		
Revenue:					
TAXES		\$ 3,145,000.00	\$ 3,460,406.03		
OTHER RECEIPTS - LOCAL SOURCES			\$ 15,022.82		
UNRESTRICTED GRANTS-IN-AID		\$ 716,000.00	\$ 356,708.65		
TRANSFERS-IN					
Total Revenues:		\$ 3,861,000.00	\$ 3,832,137.50		
Expenditures:					
PERSONNEL:					
FRINGE BENEFITS					
TOTAL PERSONNEL:	\$ 0.00	\$ 0.00	\$ 0.00	\$ 0.00	\$ 0.00
PURCHASED SERVICES			\$ 13,500.00		\$ 13,500.00-
MISCELLANEOUS OBJECTS		\$ 3,171,009.00	\$ 3,490,328.86		\$ 319,319.86-
OTHER USES OF FUNDS					
Total Expenditures:		\$ 3,171,009.00	\$ 3,503,828.86		\$ 332,819.86-
Increase (Decrease) for Period	\$ 0.00		\$ 328,308.64		
Fund Balance, End of Period	\$ 3,194,115.41		\$ 3,194,115.41		
Current Encumbrances	\$ 0.00		\$ 0.00		
Unencumbered Cash Balance	\$ 3,194,115.41		\$ 3,194,115.41		

Date: 05/04/17
 Time: 8:08 am

GARFIELD HTS. BOARD OF EDUC.
 Fiscal Year Budget
 Revenues & Expenditures
 April 1, 2017 through April 30, 2017

PERMANENT IMPROVEMENT (003)					
	April Activity	Annual Budget	FYTD Activity	Encumbrances	Unencumbered Balance
Fund Balance, Beg. of Period	\$ 746,711.46		\$ 135,313.55		
Revenue:					
TAXES		\$ 126,500.00	\$ 131,209.37		
MISC. RECEIPTS - LOCAL SOURCES			\$ 4,700.00		
OTHER RECEIPTS - LOCAL SOURCES			\$ 16,273.61		
UNRESTRICTED GRANTS-IN-AID	\$ 42,600.00		\$ 687,849.91		
TRANSFERS-IN	\$ 680,000.00				
ADVANCES-IN					
Total Revenues:	\$ 849,100.00		\$ 840,032.89		
Expenditures:					
PURCHASED SERVICES		\$ 339,500.00	\$ 134,672.58		\$ 204,827.42
CAPITAL OUTLAY	\$ 6,630.28	\$ 148,589.33	\$ 99,927.28	\$ 46,852.00	\$ 1,810.05
CAPITAL OUTLAY					
MISCELLANEOUS OBJECTS		\$ 1,500.00	\$ 665.40		\$ 834.60
OTHER USES OF FUNDS					
Total Expenditures:	\$ 6,630.28	\$ 489,589.33	\$ 235,265.26	\$ 46,852.00	\$ 207,472.07
Increase (Decrease) for Period	\$ 6,630.28-		\$ 604,767.63		
Fund Balance, End of Period	\$ 740,081.18		\$ 740,081.18		
Current Encumbrances	\$ 46,852.00		\$ 46,852.00		
Unencumbered Cash Balance	\$ 693,229.18		\$ 693,229.18		

Date: 05/04/17
 Time: 8:08 am

GARFIELD HTS. BOARD OF EDUC.
 Fiscal Year Budget
 Revenues & Expenditures
 April 1, 2017 through April 30, 2017

Page: 5
 (FNDREVEX)

BUILDING (004)

	April Activity	Annual Budget	FYTD Activity	Encumbrances	Unencumbered Balance
Fund Balance, Beg. of Period	\$ 75,061.85		\$ 61,561.85		
Revenue:					
EARNINGS ON INVESTMENTS					
MISC. RECEIPTS - LOCAL SOURCES	\$ 1,500.00	\$ 18,000.00	\$ 15,000.00		
OTHER RECEIPTS - LOCAL SOURCES					
ADVANCES-IN					
REFND OF PRIOR YEAR EXPENDITUR					
Total Revenues:	\$ 1,500.00	\$ 18,000.00	\$ 15,000.00		
Expenditures:					
PURCHASED SERVICES		\$ 4,205.25		\$ 4,205.25	
SUPPLIES AND MATERIALS					
CAPITAL OUTLAY		\$ 7,500.00			\$ 7,500.00
OTHER USES OF FUNDS					
Total Expenditures:		\$ 11,705.25		\$ 4,205.25	\$ 7,500.00
Increase (Decrease) for Period	\$ 1,500.00		\$ 15,000.00		
Fund Balance, End of Period	\$ 76,561.85		\$ 76,561.85		
	=====		=====		
Current Encumbrances	\$ 4,205.25		\$ 4,205.25		
Unencumbered Cash Balance	\$ 72,356.60		\$ 72,356.60		
	=====		=====		

GARFIELD HTS. BOARD OF EDUC.
 Fiscal Year Budget
 Revenues & Expenditures
 April 1, 2017 through April 30, 2017

FOOD SERVICE (006)

	April Activity	Annual Budget	FYTD Activity	Encumbrances	Unencumbered Balance
Fund Balance, Beg. of Period	\$ 1,264,801.77		\$ 1,295,267.89		
Revenue:					
EARNINGS ON INVESTMENTS	\$ 762.76	\$ 2,500.00	\$ 6,310.47		
FOOD SERVICES	\$ 20,136.34	\$ 215,000.00	\$ 196,089.09		
MISC. RECEIPTS - LOCAL SOURCES		\$ 3,000.00	\$ 6,049.00		
RESTRICTED GRANTS-IN-AID			\$ 4,000.00		
RESTRICTED GRANTS-IN-AID	\$ 1,509.93	\$ 25,000.00	\$ 26,672.92		
RESTRICTED GRANTS-IN-AID	\$ 298,137.66	\$ 1,425,000.00	\$ 1,264,130.78		
TRANSFERS-IN					
ADVANCES-IN					
REFND OF PRIOR YEAR EXPENDITUR					
Total Revenues:	\$ 320,546.69	\$ 1,670,500.00	\$ 1,503,252.26		
Expenditures:					
PERSONNEL:					
SALARIES	\$ 50,624.30	\$ 625,000.00	\$ 522,338.97		\$ 102,661.03
FRINGE BENEFITS	\$ 11,898.71	\$ 181,800.00	\$ 117,409.51	\$ 80.22	\$ 64,310.27
TOTAL PERSONNEL:	\$ 62,523.01	\$ 806,800.00	\$ 639,748.48	\$ 80.22	\$ 166,971.30
PURCHASED SERVICES	\$ 2,673.33	\$ 16,500.00	\$ 30,472.97	\$ 58,180.75	\$ 72,153.72-
SUPPLIES AND MATERIALS	\$ 13,463.22	\$ 727,525.00	\$ 554,598.84	\$ 352,475.94	\$ 179,549.78-
CAPITAL OUTLAY		\$ 152,373.02	\$ 66,873.96	\$ 47,717.40	\$ 37,781.66
CAPITAL OUTLAY					
MISCELLANEOUS OBJECTS			\$ 137.00		\$ 137.00-
OTHER USES OF FUNDS					
Total Expenditures:	\$ 78,659.56	\$ 1,703,198.02	\$ 1,291,831.25	\$ 458,454.31	\$ 47,087.54-
Increase (Decrease) for Period	\$ 241,887.13		\$ 211,421.01		
Fund Balance, End of Period	\$ 1,506,688.90		\$ 1,506,688.90		
=====					
Current Encumbrances	\$ 458,454.31		\$ 458,454.31		
Unencumbered Cash Balance	\$ 1,048,234.59		\$ 1,048,234.59		
=====					

Date: 05/04/17
 Time: 8:08 am

GARFIELD HTS. BOARD OF EDUC.
 Fiscal Year Budget
 Revenues & Expenditures
 April 1, 2017 through April 30, 2017

Page: 7
 (FNDREVEX)

	April Activity	Annual Budget	FYTD Activity	Encumbrances	Unencumbered Balance

Fund Balance, Beg. of Period	\$ 17,401.11		\$ 28,997.76		
Revenue:					
EARNINGS ON INVESTMENTS					
EXTRA CURRIC (STUDENT) ACTIVIT					
MISC. RECEIPTS - LOCAL SOURCES	\$ 4,500.00	\$ 5,000.00	\$ 5,000.00		
REFND OF PRIOR YEAR EXPENDITUR					

Total Revenues:	\$ 4,500.00	\$ 5,000.00	\$ 5,000.00		
Expenditures:					
MISCELLANEOUS OBJECTS	\$ 1,000.00	\$ 28,550.00	\$ 13,096.65	\$ 7,950.00	\$ 7,503.35

Total Expenditures:	\$ 1,000.00	\$ 28,550.00	\$ 13,096.65	\$ 7,950.00	\$ 7,503.35
Increase (Decrease) for Period	\$ 3,500.00		\$ 8,096.65-		
Fund Balance, End of Period	\$ 20,901.11		\$ 20,901.11		
	=====				
Current Encumbrances	\$ 7,950.00		\$ 7,950.00		
Unencumbered Cash Balance	\$ 12,951.11		\$ 12,951.11		
	=====				

Date: 05/04/17
 Time: 8:08 am

GARFIELD HTS. BOARD OF EDUC.
 Fiscal Year Budget
 Revenues & Expenditures
 April 1, 2017 through April 30, 2017

	April Activity	Annual Budget	FYTD Activity	Encumbrances	Unencumbered Balance
Fund Balance, Beg. of Period	\$ 100,081.93		\$ 100,581.93		
Revenue:					
EARNINGS ON INVESTMENTS		\$ 500.00			
MISC. RECEIPTS - LOCAL SOURCES					
REFND OF PRIOR YEAR EXPENDITUR					
Total Revenues:		\$ 500.00			
Expenditures:					
MISCELLANEOUS OBJECTS		\$ 1,000.00	\$ 500.00		\$ 500.00
Total Expenditures:		\$ 1,000.00	\$ 500.00		\$ 500.00
Increase (Decrease) for Period	\$ 0.00		\$ 500.00-		
Fund Balance, End of Period	\$ 100,081.93		\$ 100,081.93		
Current Encumbrances	\$ 0.00		\$ 0.00		
Unencumbered Cash Balance	\$ 100,081.93		\$ 100,081.93		

Date: 05/04/17
 Time: 8:08 am

GARFIELD HTS. BOARD OF EDUC.
 Fiscal Year Budget
 Revenues & Expenditures
 April 1, 2017 through April 30, 2017

UNIFORM SCHOOL SUPPLIES (009)

	April Activity	Annual Budget	FYTD Activity	Encumbrances	Unencumbered Balance
Fund Balance, Beg. of Period	\$ 41,802.98-		\$ 493.14		
Revenue:					
CLASSROOM MATERIALS AND FEES	\$ 1,932.06	\$ 25,000.00	\$ 10,499.05		
MISC. RECEIPTS - LOCAL SOURCES					
TRANSFERS-IN		\$ 25,000.00			
REFND OF PRIOR YEAR EXPENDITUR					
Total Revenues:	\$ 1,932.06	\$ 50,000.00	\$ 10,499.05		
Expenditures:					
SUPPLIES AND MATERIALS	\$ 9,689.43	\$ 49,942.20	\$ 60,552.54	\$ 15,331.97	\$ 25,942.31-
OTHER USES OF FUNDS					
Total Expenditures:	\$ 9,689.43	\$ 49,942.20	\$ 60,552.54	\$ 15,331.97	\$ 25,942.31-
Increase (Decrease) for Period	\$ 7,757.37-		\$ 50,053.49-		
Fund Balance, End of Period	\$ 49,560.35-		\$ 49,560.35-		
Current Encumbrances	\$ 15,331.97		\$ 15,331.97		
Unencumbered Cash Balance	\$ 64,892.32-		\$ 64,892.32-		

Date: 05/04/17
 Time: 8:08 am

GARFIELD HTS. BOARD OF EDUC.
 Fiscal Year Budget
 Revenues & Expenditures
 April 1, 2017 through April 30, 2017

Page: 10
 (FNDREVEX)

CLASSROOM FACILITIES (010)

	April Activity	Annual Budget	FYTD Activity	Encumbrances	Unencumbered Balance
Fund Balance, Beg. of Period	\$ 710.00-		\$ 929,114.33		
Revenue:					
EARNINGS ON INVESTMENTS			\$ 1,171.93		
MISC. RECEIPTS - LOCAL SOURCES					
OTHER RECEIPTS - LOCAL SOURCES					
REVENUE FOR/ON BEHALF SCL DIST					
TRANSFERS-IN					
REFND OF PRIOR YEAR EXPENDITUR					
Total Revenues:			\$ 1,171.93		
Expenditures:					
PURCHASED SERVICES			\$ 1,764.00	\$ 256.00	\$ 2,020.00-
CAPITAL OUTLAY		\$ 1,054.00			\$ 1,054.00
OTHER USES OF FUNDS		\$ 929,232.00	\$ 929,232.26		\$.26-
Total Expenditures:		\$ 930,286.00	\$ 930,996.26	\$ 256.00	\$ 966.26-
Increase (Decrease) for Period	\$ 0.00		\$ 929,824.33-		
Fund Balance, End of Period	\$ 710.00-		\$ 710.00-		
	=====		=====		
Current Encumbrances	\$ 256.00		\$ 256.00		
Unencumbered Cash Balance	\$ 966.00-		\$ 966.00-		
	=====		=====		

Date: 05/04/17
 Time: 8:08 am

GARFIELD HTS. BOARD OF EDUC.
 Fiscal Year Budget
 Revenues & Expenditures
 April 1, 2017 through April 30, 2017

Page: 11
 (FNDREVEX)

	RECREATION (013)			
	April Activity	Annual Budget	FYTD Activity	Encumbrances
				Unencumbered Balance
Fund Balance, Beg. of Period	\$ 0.00		\$ 0.00	
Revenue:				
MISC. RECEIPTS - LOCAL SOURCES				
TRANSFERS-IN				
ADVANCES-IN				
Total Revenues:				
Expenditures:				
PERSONNEL:				
SALARIES				
FRINGE BENEFITS				
TOTAL PERSONNEL:	\$ 0.00	\$ 0.00	\$ 0.00	\$ 0.00
SUPPLIES AND MATERIALS				
OTHER USES OF FUNDS				
Total Expenditures:				
Increase (Decrease) for Period	\$ 0.00		\$ 0.00	
Fund Balance, End of Period	\$ 0.00		\$ 0.00	
Current Encumbrances	\$ 0.00		\$ 0.00	
Unencumbered Cash Balance	\$ 0.00		\$ 0.00	

Date: 05/04/17
 Time: 8:08 am

GARFIELD HTS. BOARD OF EDUC.
 Fiscal Year Budget
 Revenues & Expenditures
 April 1, 2017 through April 30, 2017

Page: 12
 (FNDREVEX)

ROTARY-INTERNAL SERVICES (014)

	April Activity	Annual Budget	FYTD Activity	Encumbrances	Unencumbered Balance
Fund Balance, Beg. of Period	\$ 96,254.23		\$ 57,336.13		
Revenue:					
TRANSPORTATION FEES	\$ 8,180.15	\$ 70,000.00	\$ 60,291.19		
EXTRA CURRIC (STUDENT) ACTIVIT	\$ 1,100.00	\$ 25,000.00	\$ 5,379.99		
MISC. RECEIPTS - LOCAL SOURCES		\$ 5,000.00	\$ 1,537.00		
TRANSFERS-IN					
REFND OF PRIOR YEAR EXPENDITUR					
Total Revenues:	\$ 9,280.15	\$ 100,000.00	\$ 67,208.18		
Expenditures:					
PERSONNEL:					
SALARIES					
FRINGE BENEFITS					
TOTAL PERSONNEL:	\$ 0.00	\$ 0.00	\$ 0.00	\$ 0.00	\$ 0.00
PURCHASED SERVICES		\$ 151,245.60	\$ 17,583.93	\$ 27,076.58	\$ 106,585.09
SUPPLIES AND MATERIALS					
CAPITAL OUTLAY					
MISCELLANEOUS OBJECTS		\$ 5,000.00	\$ 1,426.00	\$ 769.60	\$ 2,804.40
OTHER USES OF FUNDS					
Total Expenditures:		\$ 156,245.60	\$ 19,009.93	\$ 27,846.18	\$ 109,389.49
Increase (Decrease) for Period	\$ 9,280.15		\$ 48,198.25		
Fund Balance, End of Period	\$ 105,534.38		\$ 105,534.38		
Current Encumbrances	\$ 27,846.18		\$ 27,846.18		
Unencumbered Cash Balance	\$ 77,688.20		\$ 77,688.20		

Date: 05/04/17
 Time: 8:08 am

GARFIELD HTS. BOARD OF EDUC.
 Fiscal Year Budget
 Revenues & Expenditures
 April 1, 2017 through April 30, 2017

Page: 13
 (FNDREVEX)

PUBLIC SCHOOL SUPPORT (018)

	April Activity	Annual Budget	FYTD Activity	Encumbrances	Unencumbered Balance
Fund Balance, Beg. of Period	\$ 9,839.44		\$ 21,836.87		
Revenue:					
EARNINGS ON INVESTMENTS			\$ 15.00		
FOOD SERVICES					
EXTRA CURRIC (STUDENT) ACTIVIT	\$ 1,857.76	\$ 40,000.00	\$ 16,032.95		
MISC. RECEIPTS - LOCAL SOURCES	\$ 5,255.52		\$ 5,452.27		
TRANSFERS-IN					
REFND OF PRIOR YEAR EXPENDITUR					
Total Revenues:	\$ 7,113.28	\$ 40,000.00	\$ 21,500.22		
Expenditures:					
PERSONNEL:					
SALARIES					
FRINGE BENEFITS					
TOTAL PERSONNEL:	\$ 0.00	\$ 0.00	\$ 0.00	\$ 0.00	\$ 0.00
SUPPLIES AND MATERIALS					
CAPITAL OUTLAY					
MISCELLANEOUS OBJECTS	\$ 10,718.41	\$ 52,393.78	\$ 37,102.78	\$ 10,584.43	\$ 4,706.57
OTHER USES OF FUNDS					
Total Expenditures:	\$ 10,718.41	\$ 52,393.78	\$ 37,102.78	\$ 10,584.43	\$ 4,706.57
Increase (Decrease) for Period	\$ 3,605.13-		\$ 15,602.56-		
Fund Balance, End of Period	\$ 6,234.31		\$ 6,234.31		
Current Encumbrances	\$ 10,584.43		\$ 10,584.43		
Unencumbered Cash Balance	\$ 4,350.12-		\$ 4,350.12-		

Date: 05/04/17
 Time: 8:08 am

GARFIELD HTS. BOARD OF EDUC.
 Fiscal Year Budget
 Revenues & Expenditures
 April 1, 2017 through April 30, 2017

Page: 14
 (FNDREVEX)

	April Activity	Annual Budget	FYTD Activity	Encumbrances	Unencumbered Balance
Fund Balance, Beg. of Period	\$ 96,858.97-		\$ 4,275.64		
Revenue:					
MISC. RECEIPTS - LOCAL SOURCES		\$ 139,000.00	\$ 85,309.32		
RESTRICTED GRANTS-IN-AID	\$ 36,130.57	\$ 161,000.00	\$ 65,220.97		
RESTRICTED GRANTS-IN-AID					
TRANSFERS-IN					
ADVANCES-IN					
REFND OF PRIOR YEAR EXPENDITUR					
Total Revenues:	\$ 36,130.57	\$ 300,000.00	\$ 150,530.29		
Expenditures:					
PERSONNEL:					
SALARIES	\$ 9,209.46	\$ 108,700.00	\$ 100,429.21		\$ 8,270.79
FRINGE BENEFITS	\$ 2,095.52	\$ 31,600.00	\$ 22,311.72	\$ 13.95	\$ 9,274.33
TOTAL PERSONNEL:	\$ 11,304.98	\$ 140,300.00	\$ 122,740.93	\$ 13.95	\$ 17,545.12
PURCHASED SERVICES	\$ 260.00	\$ 22,000.00	\$ 23,538.75	\$ 280.00	\$ 1,818.75-
SUPPLIES AND MATERIALS		\$ 10,022.72	\$ 819.63	\$ 5,373.20	\$ 3,829.89
CAPITAL OUTLAY					
MISCELLANEOUS OBJECTS					
OTHER USES OF FUNDS		\$ 80,000.00	\$ 80,000.00		
Total Expenditures:	\$ 11,564.98	\$ 252,322.72	\$ 227,099.31	\$ 5,667.15	\$ 19,556.26
Increase (Decrease) for Period	\$ 24,565.59		\$ 76,569.02-		
Fund Balance, End of Period	\$ 72,293.38-		\$ 72,293.38-		
Current Encumbrances	\$ 5,667.15		\$ 5,667.15		
Unencumbered Cash Balance	\$ 77,960.53-		\$ 77,960.53-		

Date: 05/04/17
 Time: 8:08 am

GARFIELD HTS. BOARD OF EDUC.
 Fiscal Year Budget
 Revenues & Expenditures
 April 1, 2017 through April 30, 2017

Page: 15
 (FNDREVEX)

DISTRICT AGENCY (022)

	April Activity	Annual Budget	FYTD Activity	Encumbrances	Unencumbered Balance
Fund Balance, Beg. of Period	\$ 41,816.16		\$ 19,960.71		
Revenue:					
EXTRA CURRIC (STUDENT) ACTIVIT			\$ 25,984.00		
Total Revenues:			\$ 25,984.00		
Expenditures:					
PERSONNEL:					
SALARIES	\$ 4,725.00		\$ 4,725.00		\$ 4,725.00-
FRINGE BENEFITS	\$ 1,054.47		\$ 1,054.47		\$ 1,054.47-
TOTAL PERSONNEL:	\$ 5,779.47	\$ 0.00	\$ 5,779.47	\$ 0.00	\$ 5,779.47-
PURCHASED SERVICES					
MISCELLANEOUS OBJECTS	\$ 14,319.70		\$ 18,448.25	\$ 3,261.06	\$ 21,709.31-
Total Expenditures:	\$ 20,099.17		\$ 24,227.72	\$ 3,261.06	\$ 27,488.78-
Increase (Decrease) for Period	\$ 20,099.17-		\$ 1,756.28		
Fund Balance, End of Period	\$ 21,716.99		\$ 21,716.99		
	=====		=====		
Current Encumbrances	\$ 3,261.06		\$ 3,261.06		
Unencumbered Cash Balance	\$ 18,455.93		\$ 18,455.93		
	=====		=====		

Date: 05/04/17
 Time: 8:08 am

GARFIELD HTS. BOARD OF EDUC.
 Fiscal Year Budget
 Revenues & Expenditures
 April 1, 2017 through April 30, 2017

EMPLOYEE BENEFITS SELF INS. (024)

	April Activity	Annual Budget	FYTD Activity	Encumbrances	Unencumbered Balance
Fund Balance, Beg. of Period	\$ 21,566.62-		\$ 47,968.98		
Revenue:					
MISC. RECEIPTS - LOCAL SOURCES					
REFND OF PRIOR YEAR EXPENDITUR					
Total Revenues:					
Expenditures:					
PERSONNEL:					
SALARIES					
TOTAL PERSONNEL:	\$ 0.00	\$ 0.00	\$ 0.00	\$ 0.00	\$ 0.00
MISCELLANEOUS OBJECTS	\$ 13,522.10	\$ 420,427.13	\$ 83,057.70	\$ 479,472.23	\$ 142,102.80-
Total Expenditures:	\$ 13,522.10	\$ 420,427.13	\$ 83,057.70	\$ 479,472.23	\$ 142,102.80-
Increase (Decrease) for Period	\$ 13,522.10-		\$ 83,057.70-		
Fund Balance, End of Period	\$ 35,088.72-		\$ 35,088.72-		
Current Encumbrances	\$ 479,472.23		\$ 479,472.23		
Unencumbered Cash Balance	\$ 514,560.95-		\$ 514,560.95-		

Date: 05/04/17
 Time: 8:08 am

GARFIELD HTS. BOARD OF EDUC.
 Fiscal Year Budget
 Revenues & Expenditures
 April 1, 2017 through April 30, 2017

Page: 17
 (FNDREVEX)

SCHOOL IMPROVEMENT MODELS (032)

	April Activity	Annual Budget	FYTD Activity	Encumbrances	Unencumbered Balance
Fund Balance, Beg. of Period	\$ 0.00	\$	\$ 0.00		
Expenditures:					
PERSONNEL:					
SALARIES					
FRINGE BENEFITS					
TOTAL PERSONNEL:	\$ 0.00	\$ 0.00	\$ 0.00	\$ 0.00	\$ 0.00
PURCHASED SERVICES					
SUPPLIES AND MATERIALS					
OTHER USES OF FUNDS					
Total Expenditures:					
Increase (Decrease) for Period	\$ 0.00		\$ 0.00		
Fund Balance, End of Period	\$ 0.00		\$ 0.00		
Current Encumbrances	\$ 0.00		\$ 0.00		
Unencumbered Cash Balance	\$ 0.00		\$ 0.00		

Date: 05/04/17
 Time: 8:08 am

GARFIELD HTS. BOARD OF EDUC.
 Fiscal Year Budget
 Revenues & Expenditures
 April 1, 2017 through April 30, 2017

Page: 18
 (FNDREVEX)

CLASSROOM FACILITIES MAINT. (034)

	April Activity	Annual Budget	FYTD Activity	Encumbrances	Unencumbered Balance
Fund Balance, Beg. of Period	\$ 686,089.57		\$ 545,727.34		
Revenue:					
TAXES		\$ 189,000.00	\$ 186,954.27		
UNRESTRICTED GRANTS-IN-AID		\$ 30,000.00	\$ 15,419.34		
RESTRICTED GRANTS-IN-AID		\$ 72,000.00			
TRANSFERS-IN					
Total Revenues:	\$ 291,000.00		\$ 202,373.61		
Expenditures:					
PURCHASED SERVICES		\$ 102,307.17	\$ 53,304.08	\$ 15,964.19	\$ 33,038.90
SUPPLIES AND MATERIALS					
CAPITAL OUTLAY		\$ 450,000.00	\$ 8,625.51		\$ 441,374.49
MISCELLANEOUS OBJECTS			\$ 81.79		\$ 81.79-
Total Expenditures:	\$ 552,307.17		\$ 62,011.38	\$ 15,964.19	\$ 474,331.60
Increase (Decrease) for Period	\$ 0.00		\$ 140,362.23		
Fund Balance, End of Period	\$ 686,089.57		\$ 686,089.57		
Current Encumbrances	\$ 15,964.19		\$ 15,964.19		
Unencumbered Cash Balance	\$ 670,125.38		\$ 670,125.38		

Date: 05/04/17
 Time: 8:08 am

GARFIELD HTS. BOARD OF EDUC.
 Fiscal Year Budget
 Revenues & Expenditures
 April 1, 2017 through April 30, 2017

STUDENT MANAGED ACTIVITY (200)

	April Activity	Annual Budget	FYTD Activity	Encumbrances	Unencumbered Balance
Fund Balance, Beg. of Period	\$ 28,565.67		\$ 38,590.59		
Revenue:					
EXTRA CURRIC (STUDENT) ACTIVIT REFND OF PRIOR YEAR EXPENDITUR	\$ 2,430.45	\$ 56,387.00	\$ 33,305.50		
Total Revenues:	\$ 2,430.45	\$ 56,387.00	\$ 33,305.50		
Expenditures:					
PERSONNEL:					
SALARIES					
FRINGE BENEFITS					
TOTAL PERSONNEL:	\$ 0.00	\$ 0.00	\$ 0.00	\$ 0.00	\$ 0.00
MISCELLANEOUS OBJECTS	\$ 2,160.00	\$ 72,749.24	\$ 43,059.97	\$ 29,767.10	\$ 77.83-
Total Expenditures:	\$ 2,160.00	\$ 72,749.24	\$ 43,059.97	\$ 29,767.10	\$ 77.83-
Increase (Decrease) for Period	\$ 270.45		\$ 9,754.47-		
Fund Balance, End of Period	\$ 28,836.12		\$ 28,836.12		
Current Encumbrances	\$ 29,767.10		\$ 29,767.10		
Unencumbered Cash Balance	\$ 930.98-		\$ 930.98-		

Date: 05/04/17
 Time: 8:08 am

GARFIELD HTS. BOARD OF EDUC.
 Fiscal Year Budget
 Revenues & Expenditures
 April 1, 2017 through April 30, 2017

Page: 20
 (FNDREVEX)

DISTRICT MANAGED ACTIVITY (300)

	April Activity	Annual Budget	FYTD Activity	Encumbrances	Unencumbered Balance
Fund Balance, Beg. of Period	\$ 40,134.42-		\$ 92,208.42		
Revenue:					
EXTRA CURRIC (STUDENT) ACTIVIT	\$ 11,232.24	\$ 93,000.00	\$ 83,748.67		
MISC. RECEIPTS - LOCAL SOURCES			\$ 1,440.00		
TRANSFERS-IN	\$ 67,500.00	\$ 90,000.00	\$ 67,500.00		
ADVANCES-IN					
REFND OF PRIOR YEAR EXPENDITUR					
Total Revenues:	\$ 78,732.24	\$ 183,000.00	\$ 152,688.67		
Expenditures:					
PERSONNEL:					
SALARIES		\$ 13,000.00	\$ 12,775.00		\$ 225.00
FRINGE BENEFITS		\$ 3,500.00	\$ 6,348.30	\$ 4.25	\$ 2,852.55-
TOTAL PERSONNEL:	\$ 0.00	\$ 16,500.00	\$ 19,123.30	\$ 4.25	\$ 2,627.55-
PURCHASED SERVICES	\$ 3,690.00	\$ 60,000.00	\$ 37,705.00	\$ 5,755.00	\$ 16,540.00
SUPPLIES AND MATERIALS	\$ 3,542.35	\$ 145,702.42	\$ 108,090.55	\$ 33,342.20	\$ 4,269.67
CAPITAL OUTLAY	\$ 2,310.00	\$ 15,000.00	\$ 14,683.96	\$ 2,310.00	\$ 1,993.96-
OBJECT CODE 0700 INVALID					
MISCELLANEOUS OBJECTS	\$ 7.50	\$ 17,620.98	\$ 36,246.31	\$ 1,669.17	\$ 20,294.50-
OTHER USES OF FUNDS					
Total Expenditures:	\$ 9,549.85	\$ 254,823.40	\$ 215,849.12	\$ 43,080.62	\$ 4,106.34-
Increase (Decrease) for Period	\$ 69,182.39		\$ 63,160.45-		
Fund Balance, End of Period	\$ 29,047.97		\$ 29,047.97		
	=====		=====		
Current Encumbrances	\$ 43,080.62		\$ 43,080.62		
Unencumbered Cash Balance	\$ 14,032.65-		\$ 14,032.65-		
	=====		=====		

Date: 05/04/17
 Time: 8:05 am

GARFIELD HTS. BOARD OF EDUC.
 Fiscal Year 2016-2017 Budget
 Revenues & Expenditures
 April 1, 2017 through April 30, 2017

Page: 1
 (FNDREVEX)

GENERAL-ATHLETICS (001 926A)

	April Activity	Annual Budget	FYTD Activity	Encumbrances	Unencumbered Balance
Fund Balance, Beg. of Period	\$ 10,126.68-		\$ 10,126.68-		
Expenditures:					
PERSONNEL:					
SALARIES					
FRINGE BENEFITS					
TOTAL PERSONNEL:	\$ 0.00	\$ 0.00	\$ 0.00	\$ 0.00	\$ 0.00
PURCHASED SERVICES					
Total Expenditures:					
Increase (Decrease) for Period	\$ 0.00		\$ 0.00		
Fund Balance, End of Period	\$ 10,126.68-		\$ 10,126.68-		
Current Encumbrances	\$ 0.00		\$ 0.00		
Unencumbered Cash Balance	\$ 10,126.68-		\$ 10,126.68-		

Date: 05/04/17
 Time: 8:05 am

GARFIELD HTS. BOARD OF EDUC.
 Fiscal Year 2016-2017 Budget
 Revenues & Expenditures
 April 1, 2017 through April 30, 2017

Page: 2
 (FNDREVEX)

PERMANENT IMPROVEMENT/H.S.ATHLETIC EQUIPMENT (003 926A)

	April Activity	Annual Budget	FYTD Activity	Encumbrances	Unencumbered Balance
Fund Balance, Beg. of Period	\$ 6,740.25-		\$ 6,740.25-		
Expenditures:					
CAPITAL OUTLAY					
Total Expenditures:					
Increase (Decrease) for Period	\$ 0.00		\$ 0.00		
Fund Balance, End of Period	\$ 6,740.25- =====		\$ 6,740.25- =====		
Current Encumbrances	\$ 0.00		\$ 0.00		
Unencumbered Cash Balance	\$ 6,740.25- =====		\$ 6,740.25- =====		

Date: 05/04/17
 Time: 8:05 am

GARFIELD HTS. BOARD OF EDUC.
 Fiscal Year 2016-2017 Budget
 Revenues & Expenditures
 April 1, 2017 through April 30, 2017

Page: 3
 (FNDREVEX)

DMSA-MUSIC EXPRESS-HS (300 910E)

	April Activity	Annual Budget	FYTD Activity	Encumbrances	Unencumbered Balance
Fund Balance, Beg. of Period	\$ 5,592.96		\$ 12,871.26		
Revenue:					
EXTRA CURRIC (STUDENT) ACTIVIT	\$ 6,782.74	\$ 25,000.00	\$ 34,030.29		
MISC. RECEIPTS - LOCAL SOURCES					
REFND OF PRIOR YEAR EXPENDITUR					
Total Revenues:	\$ 6,782.74	\$ 25,000.00	\$ 34,030.29		
Expenditures:					
PERSONNEL:					
SALARIES					
FRINGE BENEFITS					
TOTAL PERSONNEL:	\$ 0.00	\$ 0.00	\$ 0.00	\$ 0.00	\$ 0.00
PURCHASED SERVICES					
SUPPLIES AND MATERIALS		\$ 37,669.13	\$ 34,525.85	\$ 11,447.27	\$ 8,303.99-
MISCELLANEOUS OBJECTS					
Total Expenditures:		\$ 37,669.13	\$ 34,525.85	\$ 11,447.27	\$ 8,303.99-
Increase (Decrease) for Period	\$ 6,782.74		\$ 495.56-		
Fund Balance, End of Period	\$ 12,375.70		\$ 12,375.70		
Current Encumbrances	\$ 11,447.27		\$ 11,447.27		
Unencumbered Cash Balance	\$ 928.43		\$ 928.43		

Date: 05/04/17
 Time: 8:05 am

GARFIELD HTS. BOARD OF EDUC.
 Fiscal Year 2016-2017 Budget
 Revenues & Expenditures
 April 1, 2017 through April 30, 2017

Page: 4
 (FNDREVEX)

	April Activity	Annual Budget	FYTD Activity	Encumbrances	Unencumbered Balance

Fund Balance, Beg. of Period	\$ 56,567.46-		\$ 68,397.16		
Revenue:					
EXTRA CURRIC (STUDENT) ACTIVIT	\$ 1,152.50	\$ 41,000.00	\$ 37,269.38		
MISC. RECEIPTS - LOCAL SOURCES					
TRANSFERS-IN	\$ 67,500.00	\$ 90,000.00	\$ 67,500.00		
REFND OF PRIOR YEAR EXPENDITUR					

Total Revenues:	\$ 68,652.50	\$ 131,000.00	\$ 104,769.38		
Expenditures:					
PERSONNEL:					
SALARIES		\$ 13,000.00	\$ 12,775.00		\$ 225.00
FRINGE BENEFITS		\$ 3,500.00	\$ 6,348.30	\$ 4.25	\$ 2,852.55-

TOTAL PERSONNEL:	\$ 0.00	\$ 16,500.00	\$ 19,123.30	\$ 4.25	\$ 2,627.55-
PURCHASED SERVICES	\$ 3,690.00	\$ 54,000.00	\$ 36,330.00	\$ 5,755.00	\$ 11,915.00
SUPPLIES AND MATERIALS	\$ 3,023.41	\$ 85,779.76	\$ 66,833.15	\$ 14,018.45	\$ 4,928.16
CAPITAL OUTLAY	\$ 2,310.00	\$ 15,000.00	\$ 14,683.96	\$ 2,310.00	\$ 1,993.96-
OBJECT CODE 0700 INVALID					
MISCELLANEOUS OBJECTS		\$ 13,100.00	\$ 33,134.50		\$ 20,034.50-
OTHER USES OF FUNDS					

Total Expenditures:	\$ 9,023.41	\$ 184,379.76	\$ 170,104.91	\$ 22,087.70	\$ 7,812.85-
Increase (Decrease) for Period	\$ 59,629.09		\$ 65,335.53-		
Fund Balance, End of Period	\$ 3,061.63		\$ 3,061.63		
	=====				
Current Encumbrances	\$ 22,087.70		\$ 22,087.70		
Unencumbered Cash Balance	\$ 19,026.07-		\$ 19,026.07-		
	=====				

Date: 05/04/17
 Time: 8:05 am

GARFIELD HTS. BOARD OF EDUC.
 Fiscal Year 2016-2017 Budget
 Revenues & Expenditures
 April 1, 2017 through April 30, 2017

Page: 5
 (FNDREVEX)

Aggregate of Funds					
	April Activity	Annual Budget	FYTD Activity	Encumbrances	Unencumbered Balance
Total Fund Balance, Beg. of Period	\$ 67,841.43-		\$ 64,401.49		
Revenue:					
EXTRA CURRIC (STUDENT) ACTIVIT	\$ 7,935.24	\$ 66,000.00	\$ 71,299.67		
MISC. RECEIPTS - LOCAL SOURCES					
TRANSFERS-IN	\$ 67,500.00	\$ 90,000.00	\$ 67,500.00		
REFND OF PRIOR YEAR EXPENDITUR					
Total Revenues:	\$ 75,435.24	\$ 156,000.00	\$ 138,799.67		
Expenditures:					
PERSONNEL:					
SALARIES		\$ 13,000.00	\$ 12,775.00		\$ 225.00
FRINGE BENEFITS		\$ 3,500.00	\$ 6,348.30	\$ 4.25	\$ 2,852.55-
TOTAL PERSONNEL:	\$ 0.00	\$ 16,500.00	\$ 19,123.30	\$ 4.25	\$ 2,627.55-
PURCHASED SERVICES	\$ 3,690.00	\$ 54,000.00	\$ 36,330.00	\$ 5,755.00	\$ 11,915.00
SUPPLIES AND MATERIALS	\$ 3,023.41	\$ 123,448.89	\$ 101,359.00	\$ 25,465.72	\$ 3,375.83-
CAPITAL OUTLAY	\$ 2,310.00	\$ 15,000.00	\$ 14,683.96	\$ 2,310.00	\$ 1,993.96-
OBJECT CODE 0700 INVALID					
MISCELLANEOUS OBJECTS		\$ 13,100.00	\$ 33,134.50		\$ 20,034.50-
OTHER USES OF FUNDS					
Total Expenditures:	\$ 9,023.41	\$ 222,048.89	\$ 204,630.76	\$ 33,534.97	\$ 16,116.84-
Increase (Decrease) for Period	\$ 66,411.83		\$ 65,831.09-		
Total Fund Balance, End of Period	\$ 1,429.60-		\$ 1,429.60-		
Total Current Encumbrances	\$ 33,534.97		\$ 33,534.97		
Total Unencumbered Cash Balance	\$ 34,964.57-		\$ 34,964.57-		

Date: 05/04/17
 Time: 8:08 am

GARFIELD HTS. BOARD OF EDUC.
 Fiscal Year Budget
 Revenues & Expenditures
 April 1, 2017 through April 30, 2017

	April Activity	Annual Budget	FYTD Activity	Encumbrances	Unencumbered Balance
AUXILIARY SERVICES (401)					
Fund Balance, Beg. of Period	\$ 281,538.02		\$ 17,374.91		
Revenue:					
EARNINGS ON INVESTMENTS	\$ 112.78		\$ 633.80		
RESTRICTED GRANTS-IN-AID		\$ 572,441.00	\$ 619,626.15		
ADVANCES-IN					
REFND OF PRIOR YEAR EXPENDITUR					
Total Revenues:	\$ 112.78	\$ 572,441.00	\$ 620,259.95		
Expenditures:					
PERSONNEL:					
SALARIES	\$ 1,664.68	\$ 17,200.00	\$ 18,897.51		\$ 1,697.51-
FRINGE BENEFITS	\$ 260.96	\$ 3,400.00	\$ 2,975.15	\$ 2.82	\$ 422.03
TOTAL PERSONNEL:	\$ 1,925.64	\$ 20,600.00	\$ 21,872.66	\$ 2.82	\$ 1,275.48-
PURCHASED SERVICES	\$ 611.08	\$ 274,200.00	\$ 158,106.05	\$ 96,275.10	\$ 19,818.85
SUPPLIES AND MATERIALS	\$ 11,169.15	\$ 224,429.00	\$ 146,600.95	\$ 14,583.28	\$ 63,244.77
CAPITAL OUTLAY					
CAPITAL OUTLAY					
MISCELLANEOUS OBJECTS		\$ 21,900.00			\$ 21,900.00
OTHER USES OF FUNDS		\$ 43,213.00	\$ 43,110.27		\$ 102.73
Total Expenditures:	\$ 13,705.87	\$ 584,342.00	\$ 369,689.93	\$ 110,861.20	\$ 103,790.87
Increase (Decrease) for Period	\$ 13,593.09-		\$ 250,570.02		
Fund Balance, End of Period	\$ 267,944.93		\$ 267,944.93		
Current Encumbrances	\$ 110,861.20		\$ 110,861.20		
Unencumbered Cash Balance	\$ 157,083.73		\$ 157,083.73		

Date: 05/04/17
 Time: 8:08 am

GARFIELD HTS. BOARD OF EDUC.
 Fiscal Year Budget
 Revenues & Expenditures
 April 1, 2017 through April 30, 2017

MANAGEMENT INFORMATION SYSTEM (432)

	April Activity	Annual Budget	FYTD Activity	Encumbrances	Unencumbered Balance
Fund Balance, Beg. of Period	\$ 0.00		\$ 0.00		
Revenue:					
RESTRICTED GRANTS-IN-AID					
Total Revenues:					
Expenditures:					
PERSONNEL:					
SALARIES					
FRINGE BENEFITS					
TOTAL PERSONNEL:	\$ 0.00	\$ 0.00	\$ 0.00	\$ 0.00	\$ 0.00
PURCHASED SERVICES					
CAPITAL OUTLAY					
MISCELLANEOUS OBJECTS					
Total Expenditures:					
Increase (Decrease) for Period	\$ 0.00		\$ 0.00		
Fund Balance, End of Period	\$ 0.00		\$ 0.00		
Current Encumbrances	\$ 0.00		\$ 0.00		
Unencumbered Cash Balance	\$ 0.00		\$ 0.00		

Date: 05/04/17
 Time: 8:08 am

GARFIELD HTS. BOARD OF EDUC.
 Fiscal Year Budget
 Revenues & Expenditures
 April 1, 2017 through April 30, 2017

Page: 23
 (FNDREVEX)

PUBLIC SCHOOL PRESCHOOL (439)

	April Activity	Annual Budget	FYTD Activity	Encumbrances	Unencumbered Balance
Fund Balance, Beg. of Period	\$ 65,156.34-		\$ 88.98		
Revenue:					
TUITION					
RESTRICTED GRANTS-IN-AID	\$ 27,705.97	\$ 80,000.00	\$ 24,879.87		
TRANSFERS-IN		\$ 20,326.00			
ADVANCES-IN					
Total Revenues:	\$ 27,705.97	\$ 100,326.00	\$ 24,879.87		
Expenditures:					
PERSONNEL:					
SALARIES	\$ 5,787.38	\$ 74,215.00	\$ 53,819.61		\$ 20,395.39
FRINGE BENEFITS	\$ 2,309.22	\$ 11,200.00	\$ 16,696.21	\$ 6.57	\$ 5,502.78-
TOTAL PERSONNEL:	\$ 8,096.60	\$ 85,415.00	\$ 70,515.82	\$ 6.57	\$ 14,892.61
PURCHASED SERVICES					
SUPPLIES AND MATERIALS					
CAPITAL OUTLAY					
OTHER USES OF FUNDS					
Total Expenditures:	\$ 8,096.60	\$ 85,415.00	\$ 70,515.82	\$ 6.57	\$ 14,892.61
Increase (Decrease) for Period	\$ 19,609.37		\$ 45,635.95-		
Fund Balance, End of Period	\$ 45,546.97-		\$ 45,546.97-		
Current Encumbrances	\$ 6.57		\$ 6.57		
Unencumbered Cash Balance	\$ 45,553.54-		\$ 45,553.54-		

Date: 05/04/17
 Time: 8:08 am

GARFIELD HTS. BOARD OF EDUC.
 Fiscal Year Budget
 Revenues & Expenditures
 April 1, 2017 through April 30, 2017

Page: 24
 (FNDREVEX)

ENTRY YEAR PROGRAMS (440)

	April Activity	Annual Budget	FYTD Activity	Encumbrances	Unencumbered Balance
Fund Balance, Beg. of Period	\$ 182.53		\$ 182.53		
Revenue:					
RESTRICTED GRANTS-IN-AID					
ADVANCES-IN					
REFND OF PRIOR YEAR EXPENDITUR					
Total Revenues:					
Expenditures:					
PERSONNEL:					
SALARIES					
FRINGE BENEFITS					
TOTAL PERSONNEL:	\$ 0.00	\$ 0.00	\$ 0.00	\$ 0.00	\$ 0.00
PURCHASED SERVICES					
SUPPLIES AND MATERIALS					
MISCELLANEOUS OBJECTS					
OTHER USES OF FUNDS					
Total Expenditures:					
Increase (Decrease) for Period	\$ 0.00		\$ 0.00		
Fund Balance, End of Period	\$ 182.53		\$ 182.53		
Current Encumbrances	\$ 0.00		\$ 0.00		
Unencumbered Cash Balance	\$ 182.53		\$ 182.53		

Date: 05/04/17
 Time: 8:08 am

GARFIELD HTS. BOARD OF EDUC.
 Fiscal Year Budget
 Revenues & Expenditures
 April 1, 2017 through April 30, 2017

Page: 25
 (FNDREVEX)

*** Invalid Fund Number *** (447)

	April Activity	Annual Budget	FYTD Activity	Encumbrances	Unencumbered Balance
Fund Balance, Beg. of Period	\$ 0.00		\$ 0.00		
Revenue:					
RESTRICTED GRANTS-IN-AID					
Total Revenues:					
Expenditures:					
PERSONNEL:					
SALARIES					
FRINGE BENEFITS					
TOTAL PERSONNEL:	\$ 0.00	\$ 0.00	\$ 0.00	\$ 0.00	\$ 0.00
PURCHASED SERVICES					
SUPPLIES AND MATERIALS					
OTHER USES OF FUNDS					
Total Expenditures:					
Increase (Decrease) for Period	\$ 0.00		\$ 0.00		
Fund Balance, End of Period	\$ 0.00		\$ 0.00		
Current Encumbrances	\$ 0.00		\$ 0.00		
Unencumbered Cash Balance	\$ 0.00		\$ 0.00		

Date: 05/04/17
 Time: 8:08 am

GARFIELD HTS. BOARD OF EDUC.
 Fiscal Year Budget
 Revenues & Expenditures
 April 1, 2017 through April 30, 2017

Page: 26
 (FNDREVEX)

SCHOOLNET EQUIP/INFRASTRUCTURE (450)

	April Activity	Annual Budget	FYTD Activity	Encumbrances	Unencumbered Balance
Fund Balance, Beg. of Period	\$ 0.12-		\$ 0.12-		
Revenue:					
RESTRICTED GRANTS-IN-AID					
TRANSFERS-IN					
Total Revenues:					
Expenditures:					
PERSONNEL:					
SALARIES					
FRINGE BENEFITS					
TOTAL PERSONNEL:	\$ 0.00	\$ 0.00	\$ 0.00	\$ 0.00	\$ 0.00
PURCHASED SERVICES					
SUPPLIES AND MATERIALS					
CAPITAL OUTLAY					
Total Expenditures:					
Increase (Decrease) for Period	\$ 0.00		\$ 0.00		
Fund Balance, End of Period	\$ 0.12-		\$ 0.12-		
Current Encumbrances	\$ 0.00		\$ 0.00		
Unencumbered Cash Balance	\$ 0.12-		\$ 0.12-		

Date: 05/04/17
 Time: 8:08 am

GARFIELD HTS. BOARD OF EDUC.
 Fiscal Year Budget
 Revenues & Expenditures
 April 1, 2017 through April 30, 2017

Page: 27
 (FNDREVEX)

DATA COMMUNICATION FUND (451)

	April Activity	Annual Budget	FYTD Activity	Encumbrances	Unencumbered Balance
Fund Balance, Beg. of Period	\$ 22,082.70		\$ 13,082.70		
Revenue:					
RESTRICTED GRANTS-IN-AID		\$ 9,000.00	\$ 9,000.00		
REFND OF PRIOR YEAR EXPENDITUR					
Total Revenues:	\$ 9,000.00	\$ 9,000.00	\$ 9,000.00		
Expenditures:					
PURCHASED SERVICES		\$ 17,582.70		\$ 8,998.00	\$ 8,584.70
Total Expenditures:	\$ 17,582.70	\$ 17,582.70		\$ 8,998.00	\$ 8,584.70
Increase (Decrease) for Period	\$ 0.00		\$ 9,000.00		
Fund Balance, End of Period	\$ 22,082.70		\$ 22,082.70		
	=====		=====		
Current Encumbrances	\$ 8,998.00		\$ 8,998.00		
Unencumbered Cash Balance	\$ 13,084.70		\$ 13,084.70		
	=====		=====		

Date: 05/04/17
 Time: 8:08 am

GARFIELD HTS. BOARD OF EDUC.
 Fiscal Year Budget
 Revenues & Expenditures
 April 1, 2017 through April 30, 2017

Page: 28
 (FNDREVEX)

SCHOOLNET PROFESS. DEVELOPMENT (452)

	April Activity	Annual Budget	FYTD Activity	Encumbrances	Unencumbered Balance
Fund Balance, Beg. of Period	\$ 8.95		\$ 8.95		
Revenue:					
RESTRICTED GRANTS-IN-AID					
TRANSFERS-IN					
ADVANCES-IN					
Total Revenues:					
Expenditures:					
PERSONNEL:					
SALARIES					
FRINGE BENEFITS					
TOTAL PERSONNEL:	\$ 0.00	\$ 0.00	\$ 0.00	\$ 0.00	\$ 0.00
PURCHASED SERVICES					
OTHER USES OF FUNDS					
Total Expenditures:					
Increase (Decrease) for Period	\$ 0.00		\$ 0.00		
Fund Balance, End of Period	\$ 8.95		\$ 8.95		
Current Encumbrances	\$ 0.00		\$ 0.00		
Unencumbered Cash Balance	\$ 8.95		\$ 8.95		

Date: 05/04/17
 Time: 8:08 am

GARFIELD HTS. BOARD OF EDUC.
 Fiscal Year Budget
 Revenues & Expenditures
 April 1, 2017 through April 30, 2017

Page: 29
 (FNDREVEX)

*** Invalid Fund Number *** (458)

	April Activity	Annual Budget	FYTD Activity	Encumbrances	Unencumbered Balance
Fund Balance, Beg. of Period	\$ 0.00		\$ 0.00		
Expenditures:					
PURCHASED SERVICES					
CAPITAL OUTLAY					
OTHER USES OF FUNDS					
Total Expenditures:					
Increase (Decrease) for Period	\$ 0.00		\$ 0.00		
Fund Balance, End of Period	\$ 0.00		\$ 0.00		
Current Encumbrances	\$ 0.00		\$ 0.00		
Unencumbered Cash Balance	\$ 0.00		\$ 0.00		

Date: 05/04/17
 Time: 8:08 am

GARFIELD HTS. BOARD OF EDUC.
 Fiscal Year Budget
 Revenues & Expenditures
 April 1, 2017 through April 30, 2017

SUMMER INTERVENTION (460)

	April Activity	Annual Budget	FYTD Activity	Encumbrances	Unencumbered Balance
Fund Balance, Beg. of Period	\$ 0.00		\$ 0.00		
Revenue:					
UNRESTRICTED GRANTS-IN-AID ADVANCES-IN					
Total Revenues:					
Expenditures:					
PERSONNEL: SALARIES FRINGE BENEFITS					
TOTAL PERSONNEL:	\$ 0.00	\$ 0.00	\$ 0.00	\$ 0.00	\$ 0.00
PURCHASED SERVICES SUPPLIES AND MATERIALS OTHER USES OF FUNDS					
Total Expenditures:					
Increase (Decrease) for Period	\$ 0.00		\$ 0.00		
Fund Balance, End of Period	\$ 0.00		\$ 0.00		
Current Encumbrances	\$ 0.00		\$ 0.00		
Unencumbered Cash Balance	\$ 0.00		\$ 0.00		

Date: 05/04/17
 Time: 8:08 am

GARFIELD HTS. BOARD OF EDUC.
 Fiscal Year Budget
 Revenues & Expenditures
 April 1, 2017 through April 30, 2017

Page: 31
 (FNDREVEX)

VOCATIONAL EDUC. ENHANCEMENTS (461)

	April Activity	Annual Budget	FYTD Activity	Encumbrances	Unencumbered Balance
Fund Balance, Beg. of Period	\$ 3,198.82		\$ 3,198.82		
Revenue:					
RESTRICTED GRANTS-IN-AID					
ADVANCES-IN					
REFND OF PRIOR YEAR EXPENDITUR					
Total Revenues:					
Expenditures:					
PERSONNEL:					
SALARIES					
FRINGE BENEFITS					
TOTAL PERSONNEL:	\$ 0.00	\$ 0.00	\$ 0.00	\$ 0.00	\$ 0.00
PURCHASED SERVICES					
SUPPLIES AND MATERIALS					
OTHER USES OF FUNDS					
Total Expenditures:					
Increase (Decrease) for Period	\$ 0.00		\$ 0.00		
Fund Balance, End of Period	\$ 3,198.82		\$ 3,198.82		
Current Encumbrances	\$ 0.00		\$ 0.00		
Unencumbered Cash Balance	\$ 3,198.82		\$ 3,198.82		

Date: 05/04/17
 Time: 8:08 am

GARFIELD HTS. BOARD OF EDUC.
 Fiscal Year Budget
 Revenues & Expenditures
 April 1, 2017 through April 30, 2017

ALTERNATIVE SCHOOLS (463)

	April Activity	Annual Budget	FYTD Activity	Encumbrances	Unencumbered Balance
Fund Balance, Beg. of Period	\$ 8,568.52-		\$ 7.68		
Revenue:					
RESTRICTED GRANTS-IN-AID	\$ 7,179.89	\$ 47,069.00	\$ 35,522.05		
TRANSFERS-IN		\$ 19,600.00			
ADVANCES-IN					
REFND OF PRIOR YEAR EXPENDITUR					
Total Revenues:	\$ 7,179.89	\$ 66,669.00	\$ 35,522.05		
Expenditures:					
PERSONNEL:					
SALARIES	\$ 4,786.46	\$ 62,224.00	\$ 35,898.45		\$ 26,325.55
FRINGE BENEFITS			\$ 1,396.37		\$ 1,396.37-
TOTAL PERSONNEL:	\$ 4,786.46	\$ 62,224.00	\$ 37,294.82	\$ 0.00	\$ 24,929.18
PURCHASED SERVICES					
OTHER USES OF FUNDS		\$ 4,410.00	\$ 4,410.00		
Total Expenditures:	\$ 4,786.46	\$ 66,634.00	\$ 41,704.82		\$ 24,929.18
Increase (Decrease) for Period	\$ 2,393.43		\$ 6,182.77-		
Fund Balance, End of Period	\$ 6,175.09-		\$ 6,175.09-		
Current Encumbrances	\$ 0.00		\$ 0.00		
Unencumbered Cash Balance	\$ 6,175.09-		\$ 6,175.09-		

Date: 05/04/17
 Time: 8:08 am

GARFIELD HTS. BOARD OF EDUC.
 Fiscal Year Budget
 Revenues & Expenditures
 April 1, 2017 through April 30, 2017

*** Invalid Fund Number *** (494)

	April Activity	Annual Budget	FYTD Activity	Encumbrances	Unencumbered Balance
Fund Balance, Beg. of Period	\$ 0.00		\$ 0.00		
Revenue:					
RESTRICTED GRANTS-IN-AID					
Total Revenues:					
Expenditures:					
PERSONNEL:					
SALARIES					
FRINGE BENEFITS					
TOTAL PERSONNEL:	\$ 0.00	\$ 0.00	\$ 0.00	\$ 0.00	\$ 0.00
PURCHASED SERVICES					
SUPPLIES AND MATERIALS					
MISCELLANEOUS OBJECTS					
OTHER USES OF FUNDS					
Total Expenditures:					
Increase (Decrease) for Period	\$ 0.00		\$ 0.00		
Fund Balance, End of Period	\$ 0.00		\$ 0.00		
Current Encumbrances	\$ 0.00		\$ 0.00		
Unencumbered Cash Balance	\$ 0.00		\$ 0.00		

Date: 05/04/17
 Time: 8:08 am

GARFIELD HTS. BOARD OF EDUC.
 Fiscal Year Budget
 Revenues & Expenditures
 April 1, 2017 through April 30, 2017

MISCELLANEOUS STATE GRANT FUND (499)

	April Activity	Annual Budget	FYTD Activity	Encumbrances	Unencumbered Balance
Fund Balance, Beg. of Period	\$ 3,610.24		\$ 10,147.24		
Revenue:					
RESTRICTED GRANTS-IN-AID					
REFND OF PRIOR YEAR EXPENDITUR					

Total Revenues:					
Expenditures:					
PERSONNEL:					
SALARIES					
FRINGE BENEFITS					
TOTAL PERSONNEL:	\$ 0.00	\$ 0.00	\$ 0.00	\$ 0.00	\$ 0.00
PURCHASED SERVICES		\$ 7,000.00	\$ 6,537.00	\$ 13,074.00	\$ 12,611.00-
SUPPLIES AND MATERIALS					
CAPITAL OUTLAY					
MISCELLANEOUS OBJECTS					
OTHER USES OF FUNDS					

Total Expenditures:		\$ 7,000.00	\$ 6,537.00	\$ 13,074.00	\$ 12,611.00-
Increase (Decrease) for Period	\$ 0.00		\$ 6,537.00-		
Fund Balance, End of Period	\$ 3,610.24		\$ 3,610.24		
=====					
Current Encumbrances	\$ 13,074.00		\$ 13,074.00		
Unencumbered Cash Balance	\$ 9,463.76-		\$ 9,463.76-		
=====					

Date: 05/04/17
 Time: 8:08 am

GARFIELD HTS. BOARD OF EDUC.
 Fiscal Year Budget
 Revenues & Expenditures
 April 1, 2017 through April 30, 2017

Page: 35
 (FNDREVEX)

*** Invalid Fund Number *** (504)

	April Activity	Annual Budget	FYTD Activity	Encumbrances	Unencumbered Balance
Fund Balance, Beg. of Period	\$ 0.45		\$ 0.45		
Revenue:					
RESTRICTED GRANTS-IN-AID					
ADVANCES-IN					

Total Revenues:					
Expenditures:					
PERSONNEL:					
SALARIES					
FRINGE BENEFITS					
TOTAL PERSONNEL:	\$ 0.00	\$ 0.00	\$ 0.00	\$ 0.00	\$ 0.00
OTHER USES OF FUNDS					

Total Expenditures:					
Increase (Decrease) for Period	\$ 0.00		\$ 0.00		
Fund Balance, End of Period	\$ 0.45		\$ 0.45		
=====					
Current Encumbrances	\$ 0.00		\$ 0.00		
Unencumbered Cash Balance	\$ 0.45		\$ 0.45		
=====					

Date: 05/04/17
 Time: 8:08 am

GARFIELD HTS. BOARD OF EDUC.
 Fiscal Year Budget
 Revenues & Expenditures
 April 1, 2017 through April 30, 2017

Page: 36
 (FNDREVEX)

RACE TO THE TOP (506)

	April Activity	Annual Budget	FYTD Activity	Encumbrances	Unencumbered Balance
Fund Balance, Beg. of Period	\$ 604.50		\$ 604.50		
Revenue:					
MISC. RECEIPTS - LOCAL SOURCES					
Total Revenues:					
Expenditures:					
PERSONNEL:					
SALARIES					
FRINGE BENEFITS					
TOTAL PERSONNEL:	\$ 0.00	\$ 0.00	\$ 0.00	\$ 0.00	\$ 0.00
PURCHASED SERVICES					
Total Expenditures:					
Increase (Decrease) for Period	\$ 0.00		\$ 0.00		
Fund Balance, End of Period	\$ 604.50		\$ 604.50		
Current Encumbrances	\$ 0.00		\$ 0.00		
Unencumbered Cash Balance	\$ 604.50		\$ 604.50		

Date: 05/04/17
 Time: 8:08 am

GARFIELD HTS. BOARD OF EDUC.
 Fiscal Year Budget
 Revenues & Expenditures
 April 1, 2017 through April 30, 2017

	April Activity	Annual Budget	FYTD Activity	Encumbrances	Unencumbered Balance
IDEA PART B GRANTS (516)					
Fund Balance, Beg. of Period	\$ 121,968.49-		\$ 27.75		
Revenue:					
RESTRICTED GRANTS-IN-AID	\$ 92,028.08		\$ 855,030.49		
ADVANCES-IN					
REFND OF PRIOR YEAR EXPENDITUR					
Total Revenues:	\$ 92,028.08		\$ 855,030.49		
Expenditures:					
PERSONNEL:					
SALARIES	\$ 8,516.84	\$ 320,915.00	\$ 141,198.06		\$ 179,716.94
FRINGE BENEFITS	\$ 3,931.60	\$ 88,056.59	\$ 50,156.77	\$ 13.17	\$ 37,886.65
TOTAL PERSONNEL:	\$ 12,448.44	\$ 408,971.59	\$ 191,354.83	\$ 13.17	\$ 217,603.59
PURCHASED SERVICES	\$ 1,440.00	\$ 753,303.72	\$ 644,769.40	\$ 27,615.08	\$ 80,919.24
SUPPLIES AND MATERIALS	\$ 629.88	\$ 31,290.99	\$ 17,767.68	\$ 2,371.33	\$ 11,151.98
CAPITAL OUTLAY		\$ 3,904.06	\$ 3,225.06	\$ 679.00	
MISCELLANEOUS OBJECTS			\$ 42,400.00		\$ 42,400.00-
OTHER USES OF FUNDS					
Total Expenditures:	\$ 14,518.32	\$ 1,197,470.36	\$ 899,516.97	\$ 30,678.58	\$ 267,274.81
Increase (Decrease) for Period	\$ 77,509.76		\$ 44,486.48-		
Fund Balance, End of Period	\$ 44,458.73-		\$ 44,458.73-		
Current Encumbrances	\$ 30,678.58		\$ 30,678.58		
Unencumbered Cash Balance	\$ 75,137.31-		\$ 75,137.31-		

Date: 05/04/17
 Time: 8:08 am

GARFIELD HTS. BOARD OF EDUC.
 Fiscal Year Budget
 Revenues & Expenditures
 April 1, 2017 through April 30, 2017

Page: 38
 (FNDREVEX)

*** Invalid Fund Number *** (532)

	April Activity	Annual Budget	FYTD Activity	Encumbrances	Unencumbered Balance
Fund Balance, Beg. of Period	\$ 0.00		\$ 0.00		
Revenue:					
RESTRICTED GRANTS-IN-AID					
ADVANCES-IN					
Total Revenues:					
Expenditures:					
PERSONNEL:					
SALARIES					
FRINGE BENEFITS					
TOTAL PERSONNEL:	\$ 0.00	\$ 0.00	\$ 0.00	\$ 0.00	\$ 0.00
PURCHASED SERVICES					
OTHER USES OF FUNDS					
Total Expenditures:					
Increase (Decrease) for Period	\$ 0.00		\$ 0.00		
Fund Balance, End of Period	\$ 0.00		\$ 0.00		
Current Encumbrances	\$ 0.00		\$ 0.00		
Unencumbered Cash Balance	\$ 0.00		\$ 0.00		

Date: 05/04/17
 Time: 8:08 am

GARFIELD HTS. BOARD OF EDUC.
 Fiscal Year Budget
 Revenues & Expenditures
 April 1, 2017 through April 30, 2017

Page: 39
 (FNDREVEX)

TITLE II D - TECHNOLOGY (533)

	April Activity	Annual Budget	FYTD Activity	Encumbrances	Unencumbered Balance
Fund Balance, Beg. of Period	\$ 75.92		\$ 75.92		
Revenue:					
RESTRICTED GRANTS-IN-AID					
TRANSFERS-IN					
ADVANCES-IN					
REFND OF PRIOR YEAR EXPENDITUR					
Total Revenues:					
Expenditures:					
PERSONNEL:					
SALARIES					
FRINGE BENEFITS					
TOTAL PERSONNEL:	\$ 0.00	\$ 0.00	\$ 0.00	\$ 0.00	\$ 0.00
PURCHASED SERVICES					
SUPPLIES AND MATERIALS					
CAPITAL OUTLAY					
OTHER USES OF FUNDS					
Total Expenditures:					
Increase (Decrease) for Period	\$ 0.00		\$ 0.00		
Fund Balance, End of Period	\$ 75.92		\$ 75.92		
Current Encumbrances	\$ 0.00		\$ 0.00		
Unencumbered Cash Balance	\$ 75.92		\$ 75.92		

Date: 05/04/17
 Time: 8:08 am

GARFIELD HTS. BOARD OF EDUC.
 Fiscal Year Budget
 Revenues & Expenditures
 April 1, 2017 through April 30, 2017

Page: 40
 (FNDREVEX)

TITLE I SCHOOL IMPROVEMENT A (536)

	April Activity	Annual Budget	FYTD Activity	Encumbrances	Unencumbered Balance
Fund Balance, Beg. of Period	\$ 33,356.84-		\$ 8.77		
Revenue:					
RESTRICTED GRANTS-IN-AID	\$ 24,634.77		\$ 75,934.08		
TRANSFERS-IN					
ADVANCES-IN					
Total Revenues:	\$ 24,634.77		\$ 75,934.08		
Expenditures:					
PERSONNEL:					
SALARIES	\$ 5,456.88	\$ 182,240.59	\$ 36,486.77		\$ 145,753.82
FRINGE BENEFITS	\$ 848.61	\$ 33,489.00	\$ 5,587.89	\$ 12.70	\$ 27,888.41
TOTAL PERSONNEL:	\$ 6,305.49	\$ 215,729.59	\$ 42,074.66	\$ 12.70	\$ 173,642.23
PURCHASED SERVICES	\$ 2,523.58	\$ 80,127.28	\$ 31,269.16	\$ 21,150.87	\$ 27,707.25
SUPPLIES AND MATERIALS	\$ 3,243.85	\$ 21,756.80	\$ 11,684.02	\$ 1,456.76	\$ 8,616.02
OTHER USES OF FUNDS			\$ 11,710.00		\$ 11,710.00-
Total Expenditures:	\$ 12,072.92	\$ 317,613.67	\$ 96,737.84	\$ 22,620.33	\$ 198,255.50
Increase (Decrease) for Period	\$ 12,561.85		\$ 20,803.76-		
Fund Balance, End of Period	\$ 20,794.99-		\$ 20,794.99-		
Current Encumbrances	\$ 22,620.33		\$ 22,620.33		
Unencumbered Cash Balance	\$ 43,415.32-		\$ 43,415.32-		

Date: 05/04/17
 Time: 8:08 am

GARFIELD HTS. BOARD OF EDUC.
 Fiscal Year Budget
 Revenues & Expenditures
 April 1, 2017 through April 30, 2017

Page: 41
 (FNDREVEX)

TITLE I SCHOOL IMPROVEMENT G (537)

	April Activity	Annual Budget	FYTD Activity	Encumbrances	Unencumbered Balance
Fund Balance, Beg. of Period	\$ 0.00		\$ 0.00		
Revenue:					
RESTRICTED GRANTS-IN-AID ADVANCES-IN					
Total Revenues:					
Expenditures:					
PURCHASED SERVICES OTHER USES OF FUNDS					
Total Expenditures:					
Increase (Decrease) for Period	\$ 0.00		\$ 0.00		
Fund Balance, End of Period	\$ 0.00		\$ 0.00		
Current Encumbrances	\$ 0.00		\$ 0.00		
Unencumbered Cash Balance	\$ 0.00		\$ 0.00		

Date: 05/04/17
 Time: 8:08 am

GARFIELD HTS. BOARD OF EDUC.
 Fiscal Year Budget
 Revenues & Expenditures
 April 1, 2017 through April 30, 2017

Page: 42
 (FNDREVEX)

TITLE I DISADVANTAGED CHILDREN (572)

	April Activity	Annual Budget	FYTD Activity	Encumbrances	Unencumbered Balance
Fund Balance, Beg. of Period	\$ 432,062.61-		\$ 169.83		
Revenue:					
MISC. RECEIPTS - LOCAL SOURCES					
RESTRICTED GRANTS-IN-AID					
RESTRICTED GRANTS-IN-AID	\$ 163,681.89		\$ 996,207.14		
ADVANCES-IN					
REFND OF PRIOR YEAR EXPENDITUR					
Total Revenues:	\$ 163,681.89		\$ 996,207.14		
Expenditures:					
PERSONNEL:					
SALARIES	\$ 63,923.96	\$ 1,308,856.15	\$ 689,781.68		\$ 619,074.47
FRINGE BENEFITS	\$ 18,027.86	\$ 362,000.00	\$ 183,541.41	\$ 105.12	\$ 178,353.47
TOTAL PERSONNEL:	\$ 81,951.82	\$ 1,670,856.15	\$ 873,323.09	\$ 105.12	\$ 797,427.94
PURCHASED SERVICES	\$ 28,005.84	\$ 355,166.58	\$ 113,536.38	\$ 78,243.06	\$ 163,387.14
SUPPLIES AND MATERIALS		\$ 130,862.03	\$ 65,355.88	\$ 1,758.83	\$ 63,747.32
CAPITAL OUTLAY					
MISCELLANEOUS OBJECTS					
OTHER USES OF FUNDS			\$ 322,500.00		\$ 322,500.00-
Total Expenditures:	\$ 109,957.66	\$ 2,156,884.76	\$ 1,374,715.35	\$ 80,107.01	\$ 702,062.40
Increase (Decrease) for Period	\$ 53,724.23		\$ 378,508.21-		
Fund Balance, End of Period	\$ 378,338.38-		\$ 378,338.38-		
Current Encumbrances	\$ 80,107.01		\$ 80,107.01		
Unencumbered Cash Balance	\$ 458,445.39-		\$ 458,445.39-		

Date: 05/04/17
 Time: 8:08 am

GARFIELD HTS. BOARD OF EDUC.
 Fiscal Year Budget
 Revenues & Expenditures
 April 1, 2017 through April 30, 2017

Page: 43
 (FNDREVEX)

TITLE V INNOVATIVE EDUC PGM (573)

	April Activity	Annual Budget	FYTD Activity	Encumbrances	Unencumbered Balance
Fund Balance, Beg. of Period	\$ 2,074.48		\$ 2,074.48		
Revenue:					
RESTRICTED GRANTS-IN-AID ADVANCES-IN					
Total Revenues:					
Expenditures:					
SUPPLIES AND MATERIALS		\$ 34.00		\$ 34.00	
CAPITAL OUTLAY					
OTHER USES OF FUNDS					
Total Expenditures:		\$ 34.00		\$ 34.00	
Increase (Decrease) for Period	\$ 0.00		\$ 0.00		
Fund Balance, End of Period	\$ 2,074.48 =====		\$ 2,074.48 =====		
Current Encumbrances	\$ 34.00		\$ 34.00		
Unencumbered Cash Balance	\$ 2,040.48 =====		\$ 2,040.48 =====		

Date: 05/04/17
 Time: 8:08 am

GARFIELD HTS. BOARD OF EDUC.
 Fiscal Year Budget
 Revenues & Expenditures
 April 1, 2017 through April 30, 2017

DRUG FREE SCHOOL GRANT FUND (584)

	April Activity	Annual Budget	FYTD Activity	Encumbrances	Unencumbered Balance
Fund Balance, Beg. of Period	\$ 7,776.74		\$ 7,776.74		
Revenue:					
RESTRICTED GRANTS-IN-AID					
TRANSFERS-IN					
ADVANCES-IN					
REFND OF PRIOR YEAR EXPENDITUR					
Total Revenues:					
Expenditures:					
PERSONNEL:					
SALARIES					
FRINGE BENEFITS					
TOTAL PERSONNEL:	\$ 0.00	\$ 0.00	\$ 0.00	\$ 0.00	\$ 0.00
PURCHASED SERVICES					
SUPPLIES AND MATERIALS					
CAPITAL OUTLAY					
MISCELLANEOUS OBJECTS					
OTHER USES OF FUNDS					
Total Expenditures:					
Increase (Decrease) for Period	\$ 0.00		\$ 0.00		
Fund Balance, End of Period	\$ 7,776.74		\$ 7,776.74		
Current Encumbrances	\$ 0.00		\$ 0.00		
Unencumbered Cash Balance	\$ 7,776.74		\$ 7,776.74		

Date: 05/04/17
 Time: 8:08 am

GARFIELD HTS. BOARD OF EDUC.
 Fiscal Year Budget
 Revenues & Expenditures
 April 1, 2017 through April 30, 2017

Page: 45
 (FNDREVEX)

IDEA PRESCHOOL-HANDICAPPED (587)

	April Activity	Annual Budget	FYTD Activity	Encumbrances	Unencumbered Balance
Fund Balance, Beg. of Period	\$ 33,429.66-		\$ 5.86		
Revenue:					
RESTRICTED GRANTS-IN-AID	\$ 13,065.51		\$ 27,959.16		
TRANSFERS-IN					
ADVANCES-IN					
Total Revenues:	\$ 13,065.51		\$ 27,959.16		
Expenditures:					
PERSONNEL:					
SALARIES	\$ 8,789.52	\$ 21,849.45	\$ 35,963.29		\$ 14,113.84-
FRINGE BENEFITS	\$ 4,578.55	\$ 1,200.00	\$ 8,001.85	\$.46	\$ 6,802.31-
TOTAL PERSONNEL:	\$ 13,368.07	\$ 23,049.45	\$ 43,965.14	\$ 0.46	\$ 20,916.15-
PURCHASED SERVICES		\$ 1,900.00	\$ 3,332.10		\$ 1,432.10-
SUPPLIES AND MATERIALS		\$ 500.00			\$ 500.00
OTHER USES OF FUNDS			\$ 14,400.00		\$ 14,400.00-
Total Expenditures:	\$ 13,368.07	\$ 25,449.45	\$ 61,697.24	\$.46	\$ 36,248.25-
Increase (Decrease) for Period	\$ 302.56-		\$ 33,738.08-		
Fund Balance, End of Period	\$ 33,732.22-		\$ 33,732.22-		
Current Encumbrances	\$ 0.46		\$ 0.46		
Unencumbered Cash Balance	\$ 33,732.68-		\$ 33,732.68-		

Date: 05/04/17
 Time: 8:08 am

GARFIELD HTS. BOARD OF EDUC.
 Fiscal Year Budget
 Revenues & Expenditures
 April 1, 2017 through April 30, 2017

IMPROVING TEACHER QUALITY (590)

	April Activity	Annual Budget	FYTD Activity	Encumbrances	Unencumbered Balance
Fund Balance, Beg. of Period	\$ 15,205.76-		\$ 1,216.99		
Revenue:					
RESTRICTED GRANTS-IN-AID	\$ 14,778.99		\$ 87,951.49		
TRANSFERS-IN					
ADVANCES-IN					
REFND OF PRIOR YEAR EXPENDITUR					
Total Revenues:	\$ 14,778.99		\$ 87,951.49		
Expenditures:					
PERSONNEL:					
SALARIES	\$ 9,183.66	\$ 96,312.00	\$ 69,277.13		\$ 27,034.87
FRINGE BENEFITS	\$ 3,808.30	\$ 29,181.77	\$ 32,310.08	\$ 10.63	\$ 3,138.94-
TOTAL PERSONNEL:	\$ 12,991.96	\$ 125,493.77	\$ 101,587.21	\$ 10.63	\$ 23,895.93
PURCHASED SERVICES		\$ 2,807.79	\$ 1,000.00	\$ 1,183.23	\$ 624.56
SUPPLIES AND MATERIALS		\$ 3,000.00		\$ 3,000.00	
MISCELLANEOUS OBJECTS					
OTHER USES OF FUNDS					
Total Expenditures:	\$ 12,991.96	\$ 131,301.56	\$ 102,587.21	\$ 4,193.86	\$ 24,520.49
Increase (Decrease) for Period	\$ 1,787.03		\$ 14,635.72-		
Fund Balance, End of Period	\$ 13,418.73-		\$ 13,418.73-		
Current Encumbrances	\$ 4,193.86		\$ 4,193.86		
Unencumbered Cash Balance	\$ 17,612.59-		\$ 17,612.59-		

Date: 05/04/17
 Time: 8:08 am

GARFIELD HTS. BOARD OF EDUC.
 Fiscal Year Budget
 Revenues & Expenditures
 April 1, 2017 through April 30, 2017

Page: 47
 (FNDREVEX)

MISCELLANEOUS FED. GRANT FUND (599)

	April Activity	Annual Budget	FYTD Activity	Encumbrances	Unencumbered Balance
Fund Balance, Beg. of Period	\$ 4,044.18		\$ 4,044.18		
Revenue:					
RESTRICTED GRANTS-IN-AID					
ADVANCES-IN					
REFND OF PRIOR YEAR EXPENDITUR					
Total Revenues:					
Expenditures:					
PERSONNEL:					
SALARIES					
FRINGE BENEFITS					
TOTAL PERSONNEL:	\$ 0.00	\$ 0.00	\$ 0.00	\$ 0.00	\$ 0.00
PURCHASED SERVICES					
SUPPLIES AND MATERIALS					
CAPITAL OUTLAY					
CAPITAL OUTLAY					
MISCELLANEOUS OBJECTS					
OTHER USES OF FUNDS					
Total Expenditures:					
Increase (Decrease) for Period	\$ 0.00		\$ 0.00		
Fund Balance, End of Period	\$ 4,044.18		\$ 4,044.18		
Current Encumbrances	\$ 0.00		\$ 0.00		
Unencumbered Cash Balance	\$ 4,044.18		\$ 4,044.18		

GARFIELD HTS. BOARD OF EDUC.
 Fiscal Year Budget
 Revenues & Expenditures
 April 1, 2017 through April 30, 2017

Aggregate of Funds

	April Activity	Annual Budget	FYTD Activity	Encumbrances	Unencumbered Balance
Total Fund Balance, Beg. of Period	\$ 9,133,234.03		\$ 7,117,439.15		
Revenue:					
TAXES		\$ 18,894,500.00	\$ 19,205,811.07		
TUITION	\$ 769.70	\$ 400,000.00	\$ 308,367.46		
TRANSPORTATION FEES	\$ 8,180.15	\$ 70,000.00	\$ 60,291.19		
EARNINGS ON INVESTMENTS	\$ 7,514.21	\$ 23,000.00	\$ 48,007.61		
FOOD SERVICES	\$ 20,136.34	\$ 215,000.00	\$ 196,089.09		
EXTRA CURRIC (STUDENT) ACTIVIT	\$ 21,029.45	\$ 259,387.00	\$ 201,806.12		
CLASSROOM MATERIALS AND FEES	\$ 1,932.06	\$ 25,000.00	\$ 10,499.05		
MISC. RECEIPTS - LOCAL SOURCES	\$ 99,692.20	\$ 426,500.00	\$ 230,609.46		
OTHER RECEIPTS - LOCAL SOURCES			\$ 19,722.82		
UNRESTRICTED GRANTS-IN-AID					
RESTRICTED GRANTS-IN-AID	\$ 36,130.57	\$ 161,000.00	\$ 69,220.97		
UNRESTRICTED GRANTS-IN-AID	\$ 1,760,493.14	\$ 25,073,600.00	\$ 20,200,461.88		
RESTRICTED GRANTS-IN-AID	\$ 142,009.16	\$ 2,390,510.00	\$ 1,751,825.64		
REVENUE FOR/ON BEHALF SCL DIST					
RESTRICTED GRANTS-IN-AID	\$ 606,326.90	\$ 1,425,000.00	\$ 3,307,213.14		
TRANSFERS-IN	\$ 67,500.00	\$ 834,926.00	\$ 755,349.91		
ADVANCES-IN		\$ 475,420.00	\$ 475,420.00		
REFND OF PRIOR YEAR EXPENDITUR					
Total Revenues:	\$ 2,572,329.48	\$ 50,673,843.00	\$ 46,840,695.41		
Expenditures:					
PERSONNEL:					
SALARIES	\$ 1,953,339.38	\$ 26,278,912.19	\$ 21,554,912.67		\$ 4,723,999.52
FRINGE BENEFITS	\$ 746,577.86	\$ 9,005,655.39	\$ 7,405,084.48	\$ 72,884.86	\$ 1,527,686.05
TOTAL PERSONNEL:	\$ 2,699,917.24	\$ 35,284,567.58	\$ 28,959,997.15	\$ 72,884.86	\$ 6,251,685.57
PURCHASED SERVICES	\$ 1,129,600.72	\$ 10,025,035.36	\$ 8,781,206.22	\$ 1,523,082.73	\$ 279,253.59-
SUPPLIES AND MATERIALS	\$ 56,643.36	\$ 2,630,117.56	\$ 1,747,817.13	\$ 702,173.73	\$ 180,126.70
CAPITAL OUTLAY	\$ 8,940.28	\$ 1,159,323.93	\$ 642,958.58	\$ 112,166.93	\$ 404,198.42
OBJECT CODE 0700 INVALID					
MISCELLANEOUS OBJECTS	\$ 54,140.89	\$ 4,805,492.13	\$ 4,622,071.93	\$ 540,563.14	\$ 357,142.94-
OTHER USES OF FUNDS	\$ 67,500.00	\$ 1,606,855.00	\$ 1,515,262.53		\$ 91,592.47
Total Expenditures:	\$ 4,016,742.49	\$ 55,511,391.56	\$ 46,269,313.54	\$ 2,950,871.39	\$ 6,291,206.63
Increase (Decrease) for Period	\$ 1,444,413.01-		\$ 571,381.87		
Total Fund Balance, End of Period	\$ 7,688,821.02		\$ 7,688,821.02		

Date: 05/04/17
Time: 8:08 am

GARFIELD HTS. BOARD OF EDUC.
Fiscal Year Budget
Revenues & Expenditures
April 1, 2017 through April 30, 2017

Page: 49
(FNDREVEX)

Aggregate of Funds (cont'd)

	April Activity	Annual Budget	FYTD Activity	Encumbrances	Unencumbered Balance
Total Current Encumbrances	\$ 2,950,871.39		\$ 2,950,871.39		
Total Unencumbered Cash Balance	\$ 4,737,949.63		\$ 4,737,949.63		

CHECKS PAID FOR MONTH

Date: 05/04/2017
 Time: 8:02 am

GARFIELD HTS. BOARD OF EDUC.
 SORT BY ISSUE DATE
 CHECK DATES BETWEEN 04/01/2017 AND 04/30/2017
 WARRANT CHECKS

Page: 1
 (CHEKPY)

SEQ	DESCRIPTION	TRAN NUMBER	P.O. NUMBER	IT NO	INVOICE NUMBER	TRAN DATE	TI	FND	FUNC	OBJ	SCC	SUBJ	OU	IL	JOB	ITEM	AMOUNT
Check: 103026 Type: W Date: 02/21/17 Vendor: IDEASTREAM Vendor#: 230417 Stat/Date: VOID: 04/13/17 Bank:																	
0001	Coaching for Elmwood - Gl	0170589	0001	0034627	02/14/17	05	572	2213	412	9017	000000	100	00	000			750.00
0002	Coaching for Maple Leaf -	0170589	0002	0034627	02/14/17	05	572	2213	412	9017	000000	200	00	000			1,500.00
0003	Coaching for William Fost	0170589	0003	0034627	02/14/17	05	572	2213	412	9017	000000	400	00	000			1,500.00
0004	Coaching for Middle Schoo	0170589	0006	0034627	02/14/17	05	536	2213	412	917I	000000	500	00	000			3,000.00
Check total: \$6,750.00																	
Check: 103378 Type: W Date: 04/06/17 Vendor: ARIS COMPANY Vendor#: 832440 Stat/Date: RECONCILED:04/14/17 Bank:																	
0001	Port-a-Potties/spring spo	0171675	0001	0241980	03/20/17	05	300	4510	590	926A	000000	600	00	000			79.00
0002	Port-a-Potties/spring spo	0171675	0002	0241980	03/20/17	05	300	4530	590	926A	000000	600	00	000			79.00
0003	Port-a-Potties/spring spo	0171675	0001	0241981	03/20/17	05	300	4510	590	926A	000000	600	00	000			39.50
0004	Port-a-Potties/spring spo	0171675	0002	0241981	03/20/17	05	300	4530	590	926A	000000	600	00	000			39.50
Check total: \$237.00																	
Check: 103379 Type: W Date: 04/06/17 Vendor: AT&T Vendor#: 150101 Stat/Date: RECONCILED:04/11/17 Bank: 1																	
0001	Telephone service for the	0170200	0001	216332074003	03/22/17	05	001	2910	441	0000	000000	000	00	007			98.16
0002	Telephone service for the	0170200	0001	216662287303	03/19/17	05	001	2910	441	0000	000000	000	00	007			98.49
0003	Telephone service for the	0170200	0001	216662586603	03/19/17	05	001	2910	441	0000	000000	000	00	007			43.38
0004	Telephone service for the	0170200	0001	216R93187803	03/25/17	05	001	2910	441	0000	000000	000	00	007			949.56
Check total: \$1,189.59																	
Check: 103380 Type: W Date: 04/06/17 Vendor: BARNES & NOBLE, INC. Vendor#: 018874 Stat/Date: RECONCILED:04/13/17 Bank: 1																	
0001	item# 9781506209050 ACT	0171389	0001	3413857	02/10/17	05	009	2620	552	9605	000000	600	00	000			679.50
Check total: \$679.50																	
Check: 103381 Type: W Date: 04/06/17 Vendor: CDW GOVERNMENT, INC. Vendor#: 020237 Stat/Date: RECONCILED:04/11/17 Bank: 1																	
0001	AVID AE 08 headphones	0171611	0001	HBN0209	03/01/17	05	001	2211	511	0000	000000	400	00	004			144.00
0002	APC Replacement Battery	0171773	0001	HJW7131	03/30/17	05	003	2211	640	0000	000000	000	00	000			1,040.00
Check total: \$1,184.00																	
Check: 103382 Type: W Date: 04/06/17 Vendor: CITY OF CLEVELAND Vendor#: 040220 Stat/Date: RECONCILED:04/10/17 Bank: 1																	
DIVISION OF WATER																	
0001	Water Usage for Garfield	0171396	0008	BlvdMtr-03	03/20/17	05	001	2720	452	0000	000000	706	00	007			17.65
0002	Water Usage for Middle Sc	0171396	0004	MiddleSchl-03..	03/13/17	05	001	2720	452	0000	000000	500	00	007			17.65
0003	Water Usage for William F	0171396	0003	WmFoster-03.	03/13/17	05	001	2720	452	0000	000000	400	00	007			427.30
Check total: \$462.60																	
Check: 103383 Type: W Date: 04/06/17 Vendor: COLUMBUS CLAY & CERAMICS CO. Vendor#: 080277 Stat/Date: RECONCILED:04/11/17 Bank: 1																	
0001	clay and glaze order for	0171650	0001	0032692	03/15/17	05	009	2620	551	9601	000000	600	00	000			957.16
Check total: \$957.16																	
Check: 103384 Type: W Date: 04/06/17 Vendor: COMDOC LEASING Vendor#: 030548 Stat/Date: RECONCILED:04/10/17 Bank:																	
0001	Lease agreement for stude	0171751	0001	29977506	04/01/17	05	401	3260	511	9017	000000	410	00	000			429.47

Date: 05/04/2017
 Time: 8:02 am

GARFIELD HTS. BOARD OF EDUC.
 SORT BY ISSUE DATE
 CHECK DATES BETWEEN 04/01/2017 AND 04/30/2017
 WARRANT CHECKS

Page: 2
 (CHEKPY)

SEQ	DESCRIPTION	TRAN NUMBER	P.O. NUMBER	IT NO	INVOICE NUMBER	TRAN DATE	TI	FND	FUNC	OBJ	SCC	SUBJ	OU	IL	JOB	ITEM	AMOUNT
Check total:																\$429.47	
Check: 103385 Type: W Date: 04/06/17 Vendor: ELECTRICAL APPLIANCE REPAIR SERVICE, INC.		Vendor#: 050300 Stat/Date: RECONCILED:04/11/17 Bank: 1															
0001	Open repairs for HS ELM W	0171239	0001		8113271	02/14/17	05	006	3190	423	0000	000000	600	00	000		100.00
0002	Open repairs for HS ELM W	0171239	0001		8113906	03/22/17	05	006	3190	423	0000	000000	600	00	000		250.44
0003	open p.o. for electrical	0171348	0001		8114110	03/27/17	05	006	3190	423	0000	000000	500	00	000		60.00
Check total:																\$410.44	
Check: 103386 Type: W Date: 04/06/17 Vendor: IDENTIPHOTO CO. LTD		Vendor#: 090135 Stat/Date: RECONCILED:04/11/17 Bank: 1															
0001	Evolis Prinacy Ribbon	0171784	0001		0212704-IN	04/03/17	05	001	2290	519	0000	000000	835	00	023		139.38
0002	Shipping & Handling	0171784	0002		0212704-IN	04/03/17	05	001	2290	519	0000	000000	835	00	023		20.00
Check total:																\$159.38	
Check: 103387 Type: W Date: 04/06/17 Vendor: INTERIOR SUPPLY		Vendor#: 832843 Stat/Date: RECONCILED:04/11/17 Bank: 1															
0001	ceiling tiles, drywall,	0171602	0001		CL00485155-001	03/23/17	05	001	2720	572	0000	000000	703	00	078		51.72
0002	FRP wallboard and supplie	0171791	0001		CL00403196-001	07/13/16	05	001	2720	572	0000	000000	703	00	078		104.32-
0003	FRP wallboard and supplie	0171791	0001		CL00487227-001	03/30/17	05	001	2720	572	0000	000000	703	00	078		651.28
Check total:																\$598.68	
Check: 103388 Type: W Date: 04/06/17 Vendor: J.W. PEPPER & SON, INC.		Vendor#: 100283 Stat/Date: RECONCILED:04/11/17 Bank: 1															
0001	Open purchase order for m	0170145	0001		08805805	02/02/17	05	300	4130	849	912B	000000	600	00	000		7.50
0002	Open purchase order for m	0170161	0001		08806757	02/06/17	05	300	4137	590	910M	000000	600	00	000		518.94
Check total:																\$526.44	
Check: 103389 Type: W Date: 04/06/17 Vendor: JARRETT PUBLISHING CO.		Vendor#: 100153 Stat/Date: RECONCILED:04/11/17 Bank: 1															
0001	MASTERING OHIO'S AMERICAN	0171421	0001		03-53396	01/25/17	05	009	2620	552	9605	000000	600	00	000		1,424.50
Check total:																\$1,424.50	
Check: 103390 Type: W Date: 04/06/17 Vendor: KELLY BETLEJEWSKI		Vendor#: 830524 Stat/Date: RECONCILED:04/13/17 Bank:															
0001	Parent Night flowers/bowl	0171715	0001		0000026	03/21/17	05	300	4510	590	926A	000000	600	00	000		45.00
Check total:																\$45.00	
Check: 103391 Type: W Date: 04/06/17 Vendor: KIMBLE RECYCLING & DISPOSAL, INC.		Vendor#: 832489 Stat/Date: RECONCILED:04/11/17 Bank: 1															
0001	District recycling 1/17 -	0171192	0001		0005686326	04/01/17	05	001	2790	572	0000	000000	700	00	078		146.20
Check total:																\$146.20	
Check: 103392 Type: W Date: 04/06/17 Vendor: LISA MILLER		Vendor#: 014933 Stat/Date: RECONCILED:04/11/17 Bank: 1															
0001	Reimbursement for supplie	0171771	0001		L.M-3/23/17	03/23/17	05	001	2411	512	0000	000000	831	00	024		41.95
Check total:																\$41.95	
Check: 103393 Type: W Date: 04/06/17 Vendor: LITERACY RESOURCES		Vendor#: 803408 Stat/Date: RECONCILED:04/14/17 Bank:															
0001	Phonemic Awareness-Revise	0171754	0001		0021964	03/30/17	05	001	1110	511	9412	000000	100	00	001		74.99

Date: 05/04/2017
 Time: 8:02 am

GARFIELD HTS. BOARD OF EDUC.
 SORT BY ISSUE DATE
 CHECK DATES BETWEEN 04/01/2017 AND 04/30/2017
 WARRANT CHECKS

Page: 3
 (CHEKPY)

SEQ	DESCRIPTION	TRAN NUMBER	P.O. NUMBER	IT NO	INVOICE NUMBER	TRAN DATE	TI	FND	FUNC	OBJ	SCC	SUBJ	OU	IL	JOB	ITEM	AMOUNT
0002	Phonemic Awareness-Revise		0171754	0002	0021964	03/30/17	05	001	1110	511	9412	000000	100	00	001		74.99
0003	Phonemic Awareness-Revise		0171754	0003	0021964	03/30/17	05	001	1110	511	9412	000000	100	00	001		74.99
0004	Shipping & handling		0171754	0004	0021964	03/30/17	05	001	1110	511	9412	000000	100	00	001		10.00
Check total:																	\$234.97
Check: 103394 Type: W Date: 04/06/17 Vendor: MALLEY'S CHOCOLATES						Vendor#: 130143 Stat/Date: RECONCILED:04/11/17 Bank:											
0001	2017 fundraiser		0171411	0001	0001118227	02/21/17	05	200	4670	890	918S	000000	600	00	000		1,800.00
0002	2017 fundraiser		0171411	0001	0001118899	02/10/17	05	200	4670	890	918S	000000	600	00	000		288.00
0003	2017 fundraiser		0171411	0001	0001120133	02/21/17	05	200	4670	890	918S	000000	600	00	000		72.00
Check total:																	\$2,160.00
Check: 103395 Type: W Date: 04/06/17 Vendor: MCGRAW-HILL SCHOOL EDUCATION HOLDINGS, LLC						Vendor#: 130457 Stat/Date: RECONCILED:04/10/17 Bank:											
0001	7TH GRADE MATH TEXTBOOKS		0171692	0001	97029208001	03/17/17	05	001	1120	521	9412	000000	500	00	022		119.88
0002	SHIPPING		0171692	0002	97029208001	03/17/17	05	001	1120	521	9412	000000	500	00	022		18.47
Check total:																	\$138.35
Check: 103396 Type: W Date: 04/06/17 Vendor: NASCO						Vendor#: 140110 Stat/Date: RECONCILED:04/12/17 Bank: 1											
0001	Order for Art Supplies16-		0170522	0001	0227350	12/07/16	05	009	2620	551	9601	000000	600	00	000		48.60
0002	Art orders Bird		0171640	0001	0330487	03/09/17	05	009	2620	551	9601	000000	600	00	000		205.04
Check total:																	\$253.64
Check: 103397 Type: W Date: 04/06/17 Vendor: PITNEY BOWES, INC.						Vendor#: 160217 Stat/Date: RECONCILED:04/12/17 Bank: 1											
0001	supplies fr postage machi		0171633	0001	1003481898	03/07/17	05	001	2421	443	0000	000000	600	00	006		1,695.81
Check total:																	\$1,695.81
Check: 103398 Type: W Date: 04/06/17 Vendor: RHODE ISLAND NOVELTY						Vendor#: 180243 Stat/Date: RECONCILED:04/10/17 Bank: 1											
0001	See attached list		0171729	0001	IN3676584	03/20/17	05	018	4600	890	922G	000000	200	00	000		1,567.75
0002	shipping		0171729	0002	IN3676584	03/20/17	05	018	4600	890	922G	000000	200	00	000		138.00
Check total:																	\$1,705.75
Check: 103399 Type: W Date: 04/06/17 Vendor: ROYALTON MUSIC CENTER, INC.						Vendor#: 831636 Stat/Date: RECONCILED:04/11/17 Bank: 1											
0001	Open purchase order for		0170140	0001	1219257	12/14/16	05	001	2740	573	0000	000000	600	00	000		560.00
0002	Open purchase order for		0170140	0001	M1187418	12/14/16	05	001	2740	573	0000	000000	600	00	000		993.40
0003	Open purchase order for		0171414	0001	1238138	03/15/17	05	001	2740	573	0000	000000	600	00	000		180.00
Check total:																	\$1,733.40
Check: 103400 Type: W Date: 04/06/17 Vendor: SCHOOL SPECIALTY						Vendor#: 190115 Stat/Date: RECONCILED:04/11/17 Bank: 1											
0001	Art Supply Order 1-6-17		0171344	0001	308102675149	01/31/17	05	009	2620	551	9601	000000	600	00	000		3,901.03
Check total:																	\$3,901.03
Check: 103401 Type: W Date: 04/06/17 Vendor: SHERWIN WILLIAMS CO., THE						Vendor#: 190232 Stat/Date: RECONCILED:04/10/17 Bank: 1											
0001	Paint and Supplies		0170187	0001	3307-6	04/03/17	05	001	2720	572	0000	000000	703	00	078		106.70
Check total:																	\$106.70

Date: 05/04/2017
 Time: 8:02 am

GARFIELD HTS. BOARD OF EDUC.
 SORT BY ISSUE DATE
 CHECK DATES BETWEEN 04/01/2017 AND 04/30/2017
 WARRANT CHECKS

Page: 4
 (CHEKPY)

SEQ	DESCRIPTION	TRAN NUMBER	P.O. NUMBER	IT NO	INVOICE NUMBER	TRAN DATE	TI	FND	FUNC	OBJ	SCC	SUBJ	OU	IL	JOB	ITEM	AMOUNT
Check: 103402 Type: W Date: 04/06/17 Vendor: THE METAL STORE		Vendor#: 130311 Stat/Date: RECONCILED:04/11/17 Bank: 1															
0001	Metal products - maintena		0171792	0001	IN305413	03/31/17	05	001	2720	423	0000	000000	709	00	078		131.50
0002	Metal products - maintena		0171792	0001	IN305426	04/04/17	05	001	2720	423	0000	000000	709	00	078		29.92
Check total: \$161.42																	
Check: 103403 Type: W Date: 04/06/17 Vendor: TIME WARNER CABLE-NORTHEAST		Vendor#: 832905 Stat/Date: RECONCILED:04/11/17 Bank:															
0001	Tl & Internet access for		0171750	0001	03/10-04/09	03/09/17	05	401	3260	426	9017	000000	410	00	000		611.08
Check total: \$611.08																	
Check: 103404 Type: W Date: 04/06/17 Vendor: TREASURER STATE OF OHIO		Vendor#: 020437 Stat/Date: RECONCILED:04/13/17 Bank: 1															
0001	Open PO for Background Ch		0170193	0001	0097875-IN	04/03/17	05	001	2290	419	0000	000000	835	00	023		398.00
Check total: \$398.00																	
Check: 103405 Type: W Date: 04/06/17 Vendor: VAR RESOURCES		Vendor#: 832646 Stat/Date: RECONCILED:04/11/17 Bank:															
0001	Lease of 60 Dell personal		0170696	0001	5003842240	03/30/17	05	401	3260	511	9017	000000	410	00	000		1,287.27
Check total: \$1,287.27																	
Check: 103406 Type: W Date: 04/06/17 Vendor: W.B. MASON CO., INC.		Vendor#: 831162 Stat/Date: RECONCILED:04/11/17 Bank: 1															
0001	supplies		0171439	0001	I41373579	01/31/17	05	001	1130	511	9412	000000	600	00	006		50.97
0002	supplies		0171482	0001	I41554799	02/06/17	05	001	1130	511	9412	000000	600	00	006		47.94
0003	supplies		0171482	0001	I41588690	02/07/17	05	001	1130	511	9412	000000	600	00	006		159.80
0004	toner		0171570	0001	I41918966	02/20/17	05	001	1130	511	9412	000000	600	00	006		48.99
0005	toner		0171646	0001	CR3997075	03/03/17	05	001	1130	511	9412	000000	600	00	006		3.75-
0006	toner		0171646	0001	I42235902	03/02/17	05	001	1130	511	9412	000000	600	00	006		89.75
0007	toner		0171646	0001	I42247977	03/02/17	05	001	1130	511	9412	000000	600	00	006		6.03
0008	toner		0171646	0001	I42269908	03/03/17	05	001	1130	511	9412	000000	600	00	006		3.75
0009	supplies		0171657	0001	I42311293	03/06/17	05	001	1130	511	9412	000000	600	00	006		521.01
0010	Paper pallets		0171699	0001	I42870798	03/27/17	05	001	1130	511	9412	000000	600	00	006		3,358.80
0011	Central Office copy paper		0171744	0001	I42746588	03/22/17	05	001	2110	512	0000	000000	811	00	011		434.85
0012	Central Office copy paper		0171744	0002	I42746588	03/22/17	05	001	2110	512	0000	000000	813	00	013		144.95
0013	Central Office copy paper		0171744	0003	I42746588	03/22/17	05	001	2211	512	0000	000000	822	00	022		144.95
0014	Central Office copy paper		0171744	0004	I42746588	03/22/17	05	001	2411	512	0000	000000	831	00	024		144.95
0015	Central Office copy paper		0171744	0005	I42746588	03/22/17	05	001	2500	512	0000	000000	852	00	025		249.90
Check total: \$5,402.89																	
(Multi-bank check)																	
Check: 103407 Type: W Date: 04/06/17 Vendor: WILLIAM H. SADLIER, INC.		Vendor#: 080195 Stat/Date: RECONCILED:04/11/17 Bank:															
0001	Vocab/Grammar Student Boo		0171736	0001	0000587551	03/23/17	05	401	3260	512	9617	000000	412	00	000		1,998.92
Check total: \$1,998.92																	
Check: 103408 Type: W Date: 04/07/17 Vendor: CUYAHOGA COMMUNITY COLLEGE		Vendor#: 832926 Stat/Date: RECONCILED:04/11/17 Bank: 1															
STUDENT ACCOUNTING																	
0001	Garfield Heights - Book		0171805	0001	0014201	12/16/16	05	009	2620	552	9605	000000	600	00	000		2,473.60
Check total: \$2,473.60																	

Date: 05/04/2017
 Time: 8:02 am

GARFIELD HTS. BOARD OF EDUC.
 SORT BY ISSUE DATE
 CHECK DATES BETWEEN 04/01/2017 AND 04/30/2017
 WARRANT CHECKS

Page: 5
 (CHEKPY)

SEQ	DESCRIPTION	TRAN NUMBER	P.O. NUMBER	IT NO	INVOICE NUMBER	TRAN DATE	TI	FND	FUNC	OBJ	SCC	SUBJ	OU	IL	JOB	ITEM	AMOUNT
Check: 022220 Type: W Date: 04/10/17 Vendor: ABIGAIL DIETZ		Vendor#: 832340 Stat/Date: RECONCILED:04/11/17 Bank: 1															
0001	Spousal Reimbursement		0171488	0001	DIETZ0317	04/10/17	05	024	2510	856	9241	000000	000	00	000		112.84
Check total: \$112.84																	
Check: 022221 Type: W Date: 04/10/17 Vendor: CHRISTOPHER EPPLEY		Vendor#: 832441 Stat/Date: RECONCILED:04/11/17 Bank: 1															
0001	Spousal Reimbursement		0171488	0001	EPPLEY0217	04/10/17	05	024	2510	856	9241	000000	000	00	000		79.62
0002	Spousal Reimbursement		0171488	0001	EPPLEY0317	04/10/17	05	024	2510	856	9241	000000	000	00	000		79.62
Check total: \$159.24																	
Check: 022222 Type: W Date: 04/10/17 Vendor: CHRISTY WALCOFF		Vendor#: 030292 Stat/Date: RECONCILED:04/11/17 Bank: 1															
0001	Spousal Reimbursement		0171488	0001	WALCOFF0228	04/10/17	05	024	2510	856	9241	000000	000	00	000		62.50
0002	Spousal Reimbursement		0171488	0001	WALCOFF0331	04/10/17	05	024	2510	856	9241	000000	000	00	000		62.50
Check total: \$125.00																	
Check: 022223 Type: W Date: 04/10/17 Vendor: DONALD MEDER		Vendor#: 832527 Stat/Date: RECONCILED:04/11/17 Bank: 1															
0001	Spousal Reimbursement		0171488	0001	MEDER0317	04/10/17	05	024	2510	856	9241	000000	000	00	000		125.00
Check total: \$125.00																	
Check: 022224 Type: W Date: 04/10/17 Vendor: GALLAGHER, SHARI		Vendor#: 832335 Stat/Date: RECONCILED:04/11/17 Bank: 1															
0001	Spousal Reimbursement		0171488	0001	GALLAGH0117	04/10/17	05	024	2510	856	9241	000000	000	00	000		82.00
0002	Spousal Reimbursement		0171488	0001	GALLAGH0217	04/10/17	05	024	2510	856	9241	000000	000	00	000		82.00
0003	Spousal Reimbursement		0171488	0001	GALLAGH1216	04/10/17	05	024	2510	856	9241	000000	000	00	000		82.00
Check total: \$246.00																	
Check: 022225 Type: W Date: 04/10/17 Vendor: HEATHER SALUAN		Vendor#: 832764 Stat/Date: RECONCILED:04/11/17 Bank: 1															
0001	Spousal Reimbursement		0171488	0001	SALUAN0317	04/10/17	05	024	2510	856	9241	000000	000	00	000		80.19
Check total: \$80.19																	
Check: 022226 Type: W Date: 04/10/17 Vendor: KARYN MAZZOLINI		Vendor#: 832674 Stat/Date: RECONCILED:04/11/17 Bank: 1															
0001	Spousal Reimbursement		0171488	0001	MAZZO0331	04/10/17	05	024	2510	856	9241	000000	000	00	000		57.82
Check total: \$57.82																	
Check: 022227 Type: W Date: 04/10/17 Vendor: KATIE SKOCDPOLE		Vendor#: 832866 Stat/Date: RECONCILED:04/11/17 Bank: 1															
0001	Spousal Reimbursement		0171488	0001	SKOCD0317	04/10/17	05	024	2510	856	9241	000000	000	00	000		77.12
Check total: \$77.12																	
Check: 022228 Type: W Date: 04/10/17 Vendor: KELLI BUTTOLPH		Vendor#: 110220 Stat/Date: RECONCILED:04/11/17 Bank: 1															
0001	Spousal Reimbursement		0171488	0001	BUTTOL0413	04/10/17	05	024	2510	856	9241	000000	000	00	000		62.50
Check total: \$62.50																	
Check: 022229 Type: W Date: 04/10/17 Vendor: KELLY TEKANCIC		Vendor#: 100126 Stat/Date: RECONCILED:04/11/17 Bank: 1															

Date: 05/04/2017
Time: 8:02 am

GARFIELD HTS. BOARD OF EDUC.
SORT BY ISSUE DATE
CHECK DATES BETWEEN 04/01/2017 AND 04/30/2017
WARRANT CHECKS

Page: 6
(CHEKPY)

SEQ	DESCRIPTION	TRAN NUMBER	P.O. NUMBER	IT NO	INVOICE NUMBER	TRAN DATE	TI	FND	FUNC	OBJ	SCC	SUBJ	OU	IL	JOB	ITEM	AMOUNT
0001	Spousal Reimbursement		0171488	0001	TEKANCIC0317	04/10/17	05	024	2510	856	9241	000000	000	00	000		125.00
																	Check total: \$125.00
Check: 022230 Type: W Date: 04/10/17 Vendor: KYLE KOVACH Vendor#: 702687 Stat/Date: RECONCILED:04/11/17 Bank: 1																	
0001	Spousal Reimbursement		0171488	0001	KOVACH0417	04/10/17	05	024	2510	856	9241	000000	000	00	000		89.34
																	Check total: \$89.34
Check: 022231 Type: W Date: 04/10/17 Vendor: LAUREN DIFRANCO Vendor#: 832278 Stat/Date: RECONCILED:04/11/17 Bank: 1																	
0001	Spousal Reimbursement		0171488	0001	DIFRANCO0331	04/10/17	05	024	2510	856	9241	000000	000	00	000		39.69
																	Check total: \$39.69
Check: 022232 Type: W Date: 04/10/17 Vendor: MARCIA UNGER Vendor#: 006280 Stat/Date: RECONCILED:04/11/17 Bank: 1																	
0001	Spousal Reimbursement		0171488	0001	UNGER0417	04/10/17	05	024	2510	856	9241	000000	000	00	000		125.00
																	Check total: \$125.00
Check: 022233 Type: W Date: 04/10/17 Vendor: MARYANN RYAN Vendor#: 832316 Stat/Date: RECONCILED:04/11/17 Bank: 1																	
0001	Spousal Reimbursement		0171488	0001	RYAN0317	04/10/17	05	024	2510	856	9241	000000	000	00	000		125.00
																	Check total: \$125.00
Check: 022234 Type: W Date: 04/10/17 Vendor: MICHELLE MILOSEVIC Vendor#: 130293 Stat/Date: RECONCILED:04/11/17 Bank: 1																	
0001	Spousal Reimbursement		0171488	0001	MILOSEVIC0317	04/10/17	05	024	2510	856	9241	000000	000	00	000		125.00
																	Check total: \$125.00
Check: 022235 Type: W Date: 04/10/17 Vendor: SHANNON BAILOR Vendor#: 190246 Stat/Date: RECONCILED:04/11/17 Bank: 1																	
0001	Spousal Reimbursement		0171488	0001	BAILOR0117	04/10/17	05	024	2510	856	9241	000000	000	00	000		45.64
0002	Spousal Reimbursement		0171488	0001	BAILOR0217	04/10/17	05	024	2510	856	9241	000000	000	00	000		45.64
0003	Spousal Reimbursement		0171488	0001	BAILOR0317	04/10/17	05	024	2510	856	9241	000000	000	00	000		45.64
																	Check total: \$136.92
Check: 022236 Type: W Date: 04/10/17 Vendor: THOMAS BRIGHT Vendor#: 832389 Stat/Date: RECONCILED:04/11/17 Bank: 1																	
0001	Spousal Reimbursement		0171488	0001	BRIGHT0127	04/10/17	05	024	2510	856	9241	000000	000	00	000		62.50
0002	Spousal Reimbursement		0171488	0001	BRIGHT0217	04/10/17	05	024	2510	856	9241	000000	000	00	000		125.00
0003	Spousal Reimbursement		0171488	0001	BRIGHT0317	04/10/17	05	024	2510	856	9241	000000	000	00	000		125.00
0004	Spousal Reimbursement		0171488	0001	BRIGHT0407	04/10/17	05	024	2510	856	9241	000000	000	00	000		62.50
																	Check total: \$375.00
Check: 103409 Type: W Date: 04/10/17 Vendor: BRIANA CATES Vendor#: 803449 Stat/Date: RECONCILED:04/11/17 Bank: 1																	
0001	Mileage Reimbursement		0171747	0001	1/25-3/24/17	01/25/17	05	006	3190	439	0000	000000	000	00	000		242.19
																	Check total: \$242.19
Check: 103410 Type: W Date: 04/10/17 Vendor: D & W DIESEL INC. Vendor#: 803443 Stat/Date: RECONCILED:04/13/17 Bank: 1																	

Date: 05/04/2017
 Time: 8:02 am

GARFIELD HTS. BOARD OF EDUC.
 SORT BY ISSUE DATE
 CHECK DATES BETWEEN 04/01/2017 AND 04/30/2017
 WARRANT CHECKS

Page: 7
 (CHEKPY)

SEQ	DESCRIPTION	TRAN NUMBER	P.O. NUMBER	IT NO	INVOICE NUMBER	TRAN DATE	TI	FND	FUNC	OBJ	SCC	SUBJ	OU	IL	JOB	ITEM	AMOUNT	
0001	Bus 12 Air Compressor and		0171775	0001	P33055	03/23/17	05	001	2840	423	0000	000000	705	00	078		1,892.12	
																	Check total:	\$1,892.12
Check: 103411 Type: W Date: 04/10/17 Vendor: EDUCATIONAL SERVICE CENTER OF CUYAHOGA COUNTY Vendor#: 050183 Stat/Date: RECONCILED:04/12/17 Bank:																		
0001	Reading Corp Members (3)		0171769	0001	GFD1855	03/25/17	05	572	1270	432	9017	000000	000	00	000		12,000.00	
																	Check total:	\$12,000.00
Check: 103412 Type: W Date: 04/10/17 Vendor: JEANNINE RUCKER Vendor#: 833063 Stat/Date: RECONCILED:04/11/17 Bank: 1																		
0001	Overnight Field Trip Food		0171746	0001	3/10-12/17	03/10/17	05	001	2810	433	0000	000000	700	00	078		32.18	
																	Check total:	\$32.18
Check: 103413 Type: W Date: 04/10/17 Vendor: JEFFERSON COUNTY ESC ATTN: VIRTUAL LEARNING ACADEMY Vendor#: 830776 Stat/Date: RECONCILED:04/18/17 Bank: 1																		
0001	Full year licenses added		0171817	0001	0003630	04/04/17	05	001	1990	410	0000	000000	822	00	022		2,775.00	
0002	Full year license added M		0171817	0002	0003630	04/04/17	05	001	1990	410	0000	000000	822	00	022		2,775.00	
																	Check total:	\$5,550.00
Check: 103414 Type: W Date: 04/10/17 Vendor: LEAP PROGRAM Vendor#: 831969 Stat/Date: RECONCILED:04/14/17 Bank: 1																		
0001	Open PO for O.O.D. Tuitio		0171144	0001	0000472	01/20/17	05	001	1245	473	0000	000000	813	00	013		5,850.00-	
0002	Open PO for O.O.D. Tuitio		0171144	0001	0000477	02/22/17	05	001	1245	473	0000	000000	813	00	013		3,380.00	
0003	Open PO for O.O.D. Tuitio		0171144	0001	0000478	02/22/17	05	001	1245	473	0000	000000	813	00	013		8,840.00-	
0004	Open PO for O.O.D. Tuitio		0171144	0001	0000488	03/22/17	05	001	1245	473	0000	000000	813	00	013		137,670.00	
																	Check total:	\$126,360.00
Check: 103415 Type: W Date: 04/10/17 Vendor: M & M CERTIFIED WELDING Vendor#: 130068 Stat/Date: RECONCILED:04/14/17 Bank: 1																		
0001	Bus 7 Crossmember Repair		0171793	0001	0075526	03/29/17	05	001	2840	423	0000	000000	705	00	078		275.00	
																	Check total:	\$275.00
Check: 103416 Type: W Date: 04/10/17 Vendor: M.C. MOBILITY SYSTEMS, INC. Vendor#: 832873 Stat/Date: RECONCILED:04/12/17 Bank: 1																		
0001	Bus 19 Lift Replacement		0171702	0001	0030808	03/27/17	05	001	2840	423	0000	000000	705	00	078		8,285.00	
																	Check total:	\$8,285.00
Check: 103417 Type: W Date: 04/10/17 Vendor: PAUL MAZZOLA Vendor#: 700763 Stat/Date: Bank:																		
0001	HS Girls Spring		0171666	0002	P.M-03/18/17	04/10/17	05	300	4530	419	926A	000000	600	00	000		65.00	
																	Check total:	\$65.00
Check: 103418 Type: W Date: 04/10/17 Vendor: PRAXAIR DISTRIBUTION, INC Vendor#: 230200 Stat/Date: RECONCILED:04/14/17 Bank: 1																		
0001	Misc Gases: Oxygen, Aceti		0171551	0001	76593015	03/18/17	05	001	2790	572	0000	000000	700	00	078		30.00	
0002	Misc Gases: Oxygen, Aceti		0171551	0001	76652440	03/21/17	05	001	2790	572	0000	000000	700	00	078		165.90	
																	Check total:	\$195.90
Check: 103419 Type: W Date: 04/10/17 Vendor: RANDOLPH CONTINENZA Vendor#: 831720 Stat/Date: RECONCILED:04/11/17 Bank:																		
0001	Reimbursement for		0171261	0001	R.C-ASCD	03/06/17	05	572	2213	432	9017	000000	000	00	000		1,230.05	

Date: 05/04/2017
 Time: 8:02 am

GARFIELD HTS. BOARD OF EDUC.
 SORT BY ISSUE DATE
 CHECK DATES BETWEEN 04/01/2017 AND 04/30/2017
 WARRANT CHECKS

Page: 8
 (CHEKPY)

SEQ	DESCRIPTION	TRAN NUMBER	P.O. NUMBER	IT NO	INVOICE NUMBER	TRAN DATE	TI	FND	FUNC	OBJ	SCC	SUBJ	OU	IL	JOB	ITEM	AMOUNT
Check total:																\$1,230.05	
Check: 103420 Type: W Date: 04/10/17 Vendor: RE-ED ACCESS, LLC																Vendor#: 832850 Stat/Date: RECONCILED:04/11/17 Bank: 1	
0001	Open PO for O.O.D. Tuitio		0171144	0001	0002678	03/24/17	05	001	1245	473	0000	000000	813	00	013		12,312.00
Check total:																\$12,312.00	
Check: 103421 Type: W Date: 04/10/17 Vendor: REPUBLIC SERVICES OF CLEVELAND BROWNING-FERRIS IND OF OHIO																Vendor#: 832829 Stat/Date: RECONCILED:04/11/17 Bank: 1	
0001	District trash removal 1/		0171198	0001	0224-007105402	03/25/17	05	001	2790	422	0000	000000	700	00	078		1,907.91
Check total:																\$1,907.91	
Check: 103422 Type: W Date: 04/10/17 Vendor: RILEY LAW FIRM, LLC David J. Riley																Vendor#: 160281 Stat/Date: Bank: 1	
0001	Legal Services for Distri		0171797	0001	0001679	03/31/17	05	001	2490	418	0000	000000	831	00	024		910.00
Check total:																\$910.00	
Check: 103423 Type: W Date: 04/10/17 Vendor: TIM HASSING																Vendor#: 702871 Stat/Date: RECONCILED:04/17/17 Bank:	
0001	HS Girls Spring		0171666	0002	T.H-03/18/17	04/10/17	05	300	4530	419	926A	000000	600	00	000		65.00
Check total:																\$65.00	
Check: 103424 Type: W Date: 04/11/17 Vendor: ALLEN THIGPEN																Vendor#: 703262 Stat/Date: RECONCILED:04/17/17 Bank:	
0001	SECTIONAL BASKETBALL		0171839	0001	A.T-03/04/17	04/11/17	05	022	4510	849	917B	000000	600	00	000		80.00
Check total:																\$80.00	
Check: 103425 Type: W Date: 04/11/17 Vendor: BRYANT BERRY																Vendor#: 702398 Stat/Date: RECONCILED:04/26/17 Bank:	
0001	SECTIONAL BASKETBALL		0171839	0001	B.B-03/04/17	04/11/17	05	022	4510	849	917B	000000	600	00	000		80.00
Check total:																\$80.00	
Check: 103426 Type: W Date: 04/11/17 Vendor: DAMIEN S. BOWMAN																Vendor#: 700160 Stat/Date: RECONCILED:04/14/17 Bank:	
0001	SECTIONAL BASKETBALL		0171839	0001	D.B-03/05/17	04/11/17	05	022	4510	849	917B	000000	600	00	000		80.00
Check total:																\$80.00	
Check: 103427 Type: W Date: 04/11/17 Vendor: ALLEN THIGPEN																Vendor#: 703262 Stat/Date: RECONCILED:04/17/17 Bank:	
0001	DIVISION III BASKETBALL -		0171834	0001	A.T-03/07/17	04/11/17	05	022	4510	849	917B	000000	600	00	000		110.00
Check total:																\$110.00	
Check: 103428 Type: W Date: 04/11/17 Vendor: CHARLES PARKER																Vendor#: 703263 Stat/Date: VOID: 04/20/17 Bank:	
0001	DIVISION III BASKETBALL -		0171834	0001	C.P-03/07/17	04/11/17	05	022	4510	849	917B	000000	600	00	000		110.00
Check total:																\$110.00	
Check: 103429 Type: W Date: 04/11/17 Vendor: GARY WOLSKE																Vendor#: 700246 Stat/Date: RECONCILED:04/17/17 Bank:	
0001	DIVISION III BASKETBALL -		0171834	0001	G.W-03/10/17	04/11/17	05	022	4510	849	917B	000000	600	00	000		110.00
Check total:																\$110.00	

Date: 05/04/2017
 Time: 8:02 am

GARFIELD HTS. BOARD OF EDUC.
 SORT BY ISSUE DATE
 CHECK DATES BETWEEN 04/01/2017 AND 04/30/2017
 WARRANT CHECKS

Page: 9
 (CHEKPY)

SEQ	DESCRIPTION	TRAN NUMBER	P.O. NUMBER	IT NO	INVOICE NUMBER	TRAN DATE	TI	FND	FUNC	OBJ	SCC	SUBJ	OU	IL	JOB	ITEM	AMOUNT
Check: 103430 Type: W Date: 04/11/17 Vendor: IZZY SANTIAGO JR.		Vendor#: 702409 Stat/Date: RECONCILED:04/19/17 Bank:															
0001	DIVISION III BASKETBALL -		0171834	0001	I.S-03/06/17	04/11/17	05	022	4510	849	917B	000000	600	00	000		110.00
Check total: \$110.00																	
Check: 103431 Type: W Date: 04/11/17 Vendor: JAMES DUKE		Vendor#: 702673 Stat/Date: RECONCILED:04/24/17 Bank:															
0001	DIVISION III BASKETBALL -		0171834	0001	J.D-03/06/17	04/11/17	05	022	4510	849	917B	000000	600	00	000		110.00
Check total: \$110.00																	
Check: 103432 Type: W Date: 04/11/17 Vendor: KEVIN HIGH		Vendor#: 832976 Stat/Date: RECONCILED:04/18/17 Bank:															
0001	DIVISION III BASKETBALL -		0171834	0001	K.H-03/10/17	04/11/17	05	022	4510	849	917B	000000	600	00	000		110.00
Check total: \$110.00																	
Check: 103433 Type: W Date: 04/11/17 Vendor: TIM GEBHARDT		Vendor#: 701979 Stat/Date: RECONCILED:04/21/17 Bank:															
0001	DIVISION III BASKETBALL -		0171834	0001	T.G-03/06/17	04/11/17	05	022	4510	849	917B	000000	600	00	000		110.00
Check total: \$110.00																	
Check: 103434 Type: W Date: 04/11/17 Vendor: TOM GOEBEL		Vendor#: 702537 Stat/Date: RECONCILED:04/17/17 Bank:															
0001	DIVISION III BASKETBALL -		0171834	0001	T.G-03/10/17	04/11/17	05	022	4510	849	917B	000000	600	00	000		110.00
Check total: \$110.00																	
Check: 103435 Type: W Date: 04/11/17 Vendor: TYRONE HARRISON		Vendor#: 703046 Stat/Date: RECONCILED:04/18/17 Bank:															
0001	DIVISION III BASKETBALL -		0171834	0001	T.H-03/07/17	04/11/17	05	022	4510	849	917B	000000	600	00	000		110.00
Check total: \$110.00																	
Check: 103436 Type: W Date: 04/11/17 Vendor: CHARLIE HARDMAN		Vendor#: 703076 Stat/Date: RECONCILED:04/21/17 Bank:															
0001	DIVISION III WRESTLING -		0171833	0001	C,H-03/03/17	04/11/17	05	022	4510	849	917W	000000	600	00	000		315.00
Check total: \$315.00																	
Check: 103437 Type: W Date: 04/11/17 Vendor: CRAIG HEIDINGER		Vendor#: 703068 Stat/Date: RECONCILED:04/17/17 Bank:															
0001	DIVISION III WRESTLING -		0171833	0001	C.H-03/03/17	04/11/17	05	022	4510	849	917W	000000	600	00	000		315.00
Check total: \$315.00																	
Check: 103438 Type: W Date: 04/11/17 Vendor: DINO SEVASTOS		Vendor#: 703071 Stat/Date: RECONCILED:04/17/17 Bank:															
0001	DIVISION III WRESTLING -		0171833	0001	D.S-03/03/17	04/11/17	05	022	4510	849	917W	000000	600	00	000		315.00
Check total: \$315.00																	
Check: 103439 Type: W Date: 04/11/17 Vendor: GEORGE WERLING		Vendor#: 703006 Stat/Date: RECONCILED:04/18/17 Bank:															
0001	DIVISION III WRESTLING -		0171833	0001	G.W-03/03/17	04/11/17	05	022	4510	849	917W	000000	600	00	000		315.00
Check total: \$315.00																	

Date: 05/04/2017
 Time: 8:02 am

GARFIELD HTS. BOARD OF EDUC.
 SORT BY ISSUE DATE
 CHECK DATES BETWEEN 04/01/2017 AND 04/30/2017
 WARRANT CHECKS

Page: 10
 (CHEKPY)

SEQ	DESCRIPTION	TRAN NUMBER	P.O. NUMBER	IT NO	INVOICE NUMBER	TRAN DATE	TI	FND	FUNC	OBJ	SCC	SUBJ	OU	IL	JOB	ITEM	AMOUNT
Check: 103440 Type: W Date: 04/11/17 Vendor: JASON SPRUNGL		Vendor#: 703265 Stat/Date: RECONCILED:04/24/17 Bank:															
0001	DIVISION III WRESTLING -	0171833	0001	J.S-03/03/17	04/11/17	05	022	4510	849	917W	000000	600	00	000			140.00
Check total: \$140.00																	
Check: 103441 Type: W Date: 04/11/17 Vendor: JEFF FIDE		Vendor#: 702759 Stat/Date: RECONCILED:04/17/17 Bank:															
0001	DIVISION III WRESTLING -	0171833	0001	J.F-03/03/17	04/11/17	05	022	4510	849	917W	000000	600	00	000			315.00
Check total: \$315.00																	
Check: 103442 Type: W Date: 04/11/17 Vendor: JOE ANTHONY		Vendor#: 703101 Stat/Date: RECONCILED:04/19/17 Bank:															
0001	DIVISION III WRESTLING -	0171833	0001	J.A-03/03/17	04/11/17	05	022	4510	849	917W	000000	600	00	000			315.00
Check total: \$315.00																	
Check: 103443 Type: W Date: 04/11/17 Vendor: KELLY STILLMAN		Vendor#: 703264 Stat/Date: RECONCILED:04/25/17 Bank:															
0001	DIVISION III WRESTLING -	0171833	0001	K.S-0/03/17	04/11/17	05	022	4510	849	917W	000000	600	00	000			340.00
Check total: \$340.00																	
Check: 103444 Type: W Date: 04/11/17 Vendor: KEVIN CWYNAR		Vendor#: 700627 Stat/Date: RECONCILED:04/17/17 Bank:															
0001	DIVISION III WRESTLING -	0171833	0001	K.C-03/03/17	04/11/17	05	022	4510	849	917W	000000	600	00	000			340.00
Check total: \$340.00																	
Check: 103445 Type: W Date: 04/11/17 Vendor: MICHAEL NAGY		Vendor#: 700091 Stat/Date: RECONCILED:04/17/17 Bank:															
0001	DIVISION III WRESTLING -	0171833	0001	M.N-03/03/17	04/11/17	05	022	4510	849	917W	000000	600	00	000			140.00
Check total: \$140.00																	
Check: 103446 Type: W Date: 04/11/17 Vendor: PETER CARNABUCI		Vendor#: 702864 Stat/Date: Bank:															
0001	DIVISION III WRESTLING -	0171833	0001	P.C-03/03/17	04/11/17	05	022	4510	849	917W	000000	600	00	000			315.00
Check total: \$315.00																	
Check: 103447 Type: W Date: 04/11/17 Vendor: RANDY GREEN		Vendor#: 702954 Stat/Date: RECONCILED:04/19/17 Bank:															
0001	DIVISION III WRESTLING -	0171833	0001	R.G-03/03/17	04/11/17	05	022	4510	849	917W	000000	600	00	000			315.00
Check total: \$315.00																	
Check: 103448 Type: W Date: 04/11/17 Vendor: ROBERT ZIEFLE		Vendor#: 702372 Stat/Date: Bank:															
0001	DIVISION III WRESTLING -	0171833	0001	R.Z-03/03/17	04/11/17	05	022	4510	849	917W	000000	600	00	000			140.00
Check total: \$140.00																	
Check: 103449 Type: W Date: 04/11/17 Vendor: STEPHEN ZARLENGO		Vendor#: 703079 Stat/Date: RECONCILED:04/18/17 Bank:															
0001	DIVISION III WRESTLING -	0171833	0001	S.Z-03/03/17	04/11/17	05	022	4510	849	917W	000000	600	00	000			315.00
Check total: \$315.00																	

Date: 05/04/2017
 Time: 8:02 am

GARFIELD HTS. BOARD OF EDUC.
 SORT BY ISSUE DATE
 CHECK DATES BETWEEN 04/01/2017 AND 04/30/2017
 WARRANT CHECKS

Page: 11
 (CHEKPY)

SEQ	DESCRIPTION	TRAN NUMBER	P.O. NUMBER	IT NO	INVOICE NUMBER	TRAN DATE	TI	FND	FUNC	OBJ	SCC	SUBJ	OU	IL	JOB	ITEM	AMOUNT
Check: 103450 Type: W Date: 04/11/17 Vendor: TIM SCHEERER		Vendor#: 702888 Stat/Date: RECONCILED:04/17/17 Bank:															
0001	DIVISION III WRESTLING -	0171833	0001	T.S-03/03/17	04/11/17	05	022	4510	849	917W	000000	600	00	000			340.00
Check total: \$340.00																	
Check: 103451 Type: W Date: 04/11/17 Vendor: SUBURBAN HEALTH CONSORTIUM		Vendor#: 180322 Stat/Date: RECONCILED:04/12/17 Bank: 1															
		HUNTINGTON BANK															
0001	Health Insurance Premiums	0171339	0001	APRIL 2017	04/01/17	05	024	2510	856	9241	000000	000	00	000			419,539.88
Check total: \$419,539.88																	
Check: 103452 Type: W Date: 04/11/17 Vendor: OHIO SCHOOLS COUNCIL-LIFE		Vendor#: 150183 Stat/Date: RECONCILED:04/12/17 Bank: 1															
0001	Life Insurance Premiums	0170250	0001	APRIL 2017	04/01/17	05	024	2510	856	9242	000000	000	00	000			2,051.66
Check total: \$2,051.66																	
Check: 103453 Type: W Date: 04/12/17 Vendor: JAMES L. SEAWRIGHT		Vendor#: 700477 Stat/Date: RECONCILED:04/20/17 Bank:															
		C/O GARFIELD HTS. POLICE DEPT.															
0001	SECTIONAL TOURN	0171831	0001	J.S-03/05/17	04/11/17	05	022	4510	849	917B	000000	600	00	000			120.00
Check total: \$120.00																	
Check: 103454 Type: W Date: 04/12/17 Vendor: KATHRYN MAYFIELD		Vendor#: 703014 Stat/Date: Bank:															
0001	SECTIONAL TOURN	0171831	0001	K.M-03/05/17	04/11/17	05	022	4510	849	917B	000000	600	00	000			35.00
Check total: \$35.00																	
Check: 103455 Type: W Date: 04/12/17 Vendor: KEVIN J. PRICE		Vendor#: 703023 Stat/Date: RECONCILED:04/17/17 Bank:															
0001	SECTIONAL TOURN	0171831	0001	K.P-03/05/17	04/11/17	05	022	4510	849	917B	000000	600	00	000			60.00
Check total: \$60.00																	
Check: 103456 Type: W Date: 04/12/17 Vendor: PAUL A. SADOSKY		Vendor#: 700756 Stat/Date: RECONCILED:04/17/17 Bank:															
0001	SECTIONAL TOURN	0171831	0001	P.S-03/05/17	04/11/17	05	022	4510	849	917B	000000	600	00	000			80.00
Check total: \$80.00																	
Check: 103457 Type: W Date: 04/12/17 Vendor: STEPHEN WALKER		Vendor#: 702469 Stat/Date: RECONCILED:04/17/17 Bank:															
0001	SECTIONAL TOURN	0171831	0001	S.W-03/05/17	04/11/17	05	022	4510	849	917B	000000	600	00	000			40.00
Check total: \$40.00																	
Check: 103458 Type: W Date: 04/12/17 Vendor: THOMAS J. MURPHY		Vendor#: 700984 Stat/Date: RECONCILED:04/18/17 Bank:															
		C/O GARFIELD HTS. POLICE DEPT.															
0001	SECTIONAL TOURN	0171831	0001	T.M-03/05/17	04/11/17	05	022	4510	849	917B	000000	600	00	000			120.00
Check total: \$120.00																	
Check: 103459 Type: W Date: 04/12/17 Vendor: CHRISTOPHER RITONDARO		Vendor#: 703218 Stat/Date: RECONCILED:04/14/17 Bank:															
0001	DIVISION III BASKETBALL -	0171855	0001	C.R-BBK	04/12/17	05	022	4510	849	917B	000000	600	00	000			120.00
Check total: \$120.00																	

Date: 05/04/2017
Time: 8:02 am

GARFIELD HTS. BOARD OF EDUC.
SORT BY ISSUE DATE
CHECK DATES BETWEEN 04/01/2017 AND 04/30/2017
WARRANT CHECKS

Page: 12
(CHEKPY)

SEQ	DESCRIPTION	TRAN NUMBER	P.O. NUMBER	IT NO	INVOICE NUMBER	TRAN DATE	TI	FND	FUNC	OBJ	SCC	SUBJ	OU	IL	JOB	ITEM	AMOUNT
Check: 103460 Type: W Date: 04/12/17 Vendor: DAVID DOSKY		Vendor#: 702737 Stat/Date: RECONCILED:04/18/17 Bank:															
0001	DIVISION III BASKETBALL -		0171855	0001	D.D-BBK	04/12/17	05	022	4510	849	917B	000000	600	00	000		160.00
Check total: \$160.00																	
Check: 103461 Type: W Date: 04/12/17 Vendor: ERIC J. CORNELL		Vendor#: 700122 Stat/Date: RECONCILED:04/14/17 Bank:															
		C/O GARFIELD HTS POLICE DEPT															
0001	DIVISION III BASKETBALL -		0171855	0001	E.C-BBK	04/12/17	05	022	4510	849	917B	000000	600	00	000		240.00
Check total: \$240.00																	
Check: 103462 Type: W Date: 04/12/17 Vendor: JAMES L. SEAWRIGHT		Vendor#: 700477 Stat/Date: RECONCILED:04/20/17 Bank:															
		C/O GARFIELD HTS. POLICE DEPT.															
0001	DIVISION III BASKETBALL -		0171855	0001	J.S-BBK	04/12/17	05	022	4510	849	917B	000000	600	00	000		120.00
Check total: \$120.00																	
Check: 103463 Type: W Date: 04/12/17 Vendor: JOHN J. MARKS		Vendor#: 700891 Stat/Date: RECONCILED:04/17/17 Bank:															
0001	DIVISION III BASKETBALL -		0171855	0001	J.M-BBK	04/12/17	05	022	4510	849	917B	000000	600	00	000		240.00
Check total: \$240.00																	
Check: 103464 Type: W Date: 04/12/17 Vendor: KEVIN J. PRICE		Vendor#: 703023 Stat/Date: RECONCILED:04/17/17 Bank:															
0001	DIVISION III BASKETBALL -		0171855	0001	K.P-BBK	04/12/17	05	022	4510	849	917B	000000	600	00	000		80.00
Check total: \$80.00																	
Check: 103465 Type: W Date: 04/12/17 Vendor: MACK WARREN		Vendor#: 832809 Stat/Date: RECONCILED:04/14/17 Bank:															
0001	DIVISION III BASKETBALL -		0171855	0001	M.W-BBK	04/12/17	05	022	4510	849	917B	000000	600	00	000		40.00
Check total: \$40.00																	
Check: 103466 Type: W Date: 04/12/17 Vendor: MATTWE KREJCI		Vendor#: 703233 Stat/Date: RECONCILED:04/17/17 Bank:															
0001	DIVISION III BASKETBALL -		0171855	0001	M.K-BBK	04/12/17	05	022	4510	849	917B	000000	600	00	000		120.00
Check total: \$120.00																	
Check: 103467 Type: W Date: 04/12/17 Vendor: PAUL A. SADOSKY		Vendor#: 700756 Stat/Date: RECONCILED:04/17/17 Bank:															
0001	DIVISION III BASKETBALL -		0171855	0001	P.S-BBK	04/12/17	05	022	4510	849	917B	000000	600	00	000		160.00
Check total: \$160.00																	
Check: 103468 Type: W Date: 04/12/17 Vendor: PHILIP DICKENS		Vendor#: 700759 Stat/Date: RECONCILED:04/17/17 Bank:															
0001	DIVISION III BASKETBALL -		0171855	0001	P.D-BBK	04/12/17	05	022	4510	849	917B	000000	600	00	000		120.00
Check total: \$120.00																	
Check: 103469 Type: W Date: 04/12/17 Vendor: STEPHEN WALKER		Vendor#: 702469 Stat/Date: RECONCILED:04/17/17 Bank:															
0001	DIVISION III BASKETBALL -		0171855	0001	S.W-BBK	04/12/17	05	022	4510	849	917B	000000	600	00	000		120.00
Check total: \$120.00																	

Date: 05/04/2017
 Time: 8:02 am

GARFIELD HTS. BOARD OF EDUC.
 SORT BY ISSUE DATE
 CHECK DATES BETWEEN 04/01/2017 AND 04/30/2017
 WARRANT CHECKS

Page: 13
 (CHEKPY)

SEQ	DESCRIPTION	TRAN NUMBER	P.O. NUMBER	IT NO	INVOICE NUMBER	TRAN DATE	TI	FND	FUNC	OBJ	SCC	SUBJ	OU	IL	JOB	ITEM	AMOUNT
Check: 103470 Type: W Date: 04/13/17 Vendor: AARON WATSON		Vendor#: 703273 Stat/Date: RECONCILED:04/17/17 Bank:															
0001	DIVISION III WRESTLING -	0171848	0001	A.W-3/3-4/17	04/12/17	05	022	4510	849	917W	000000	600	00	000			100.00
Check total: \$100.00																	
Check: 103471 Type: W Date: 04/13/17 Vendor: ALBERT DAVID		Vendor#: 703059 Stat/Date: RECONCILED:04/25/17 Bank:															
0001	DIVISION III WRESTLING -	0171848	0001	A,D-3/3-4/17	04/12/17	05	022	4510	849	917W	000000	600	00	000			135.00
Check total: \$135.00																	
Check: 103472 Type: W Date: 04/13/17 Vendor: ANDREW DINDA		Vendor#: 831034 Stat/Date: RECONCILED:04/17/17 Bank:															
0001	DIVISION III WRESTLING -	0171848	0001	A.D-3/3-4/17	04/12/17	05	022	4510	849	917W	000000	600	00	000			135.00
Check total: \$135.00																	
Check: 103473 Type: W Date: 04/13/17 Vendor: BILL DINDA		Vendor#: 703266 Stat/Date: RECONCILED:04/17/17 Bank:															
0001	DIVISION III WRESTLING -	0171848	0001	B.D-3/3-4/17	04/12/17	05	022	4510	849	917W	000000	600	00	000			210.00
Check total: \$210.00																	
Check: 103474 Type: W Date: 04/13/17 Vendor: BRIAN REGOVICH C/O GARFIELD HTS. POLICE DEPT.		Vendor#: 702289 Stat/Date: RECONCILED:04/20/17 Bank:															
0001	DIVISION III WRESTLING -	0171848	0001	B.R-3/3-4/17	04/12/17	05	022	4510	849	917W	000000	600	00	000			120.00
Check total: \$120.00																	
Check: 103475 Type: W Date: 04/13/17 Vendor: BRIAN WALKER		Vendor#: 703111 Stat/Date: Bank:															
0001	DIVISION III WRESTLING -	0171848	0001	B.W-3/3-4/17	04/12/17	05	022	4510	849	917W	000000	600	00	000			135.00
Check total: \$135.00																	
Check: 103476 Type: W Date: 04/13/17 Vendor: CHRIS WALDEN		Vendor#: 703113 Stat/Date: RECONCILED:04/17/17 Bank:															
0001	DIVISION III WRESTLING -	0171848	0001	C.W-3/3-/17	04/12/17	05	022	4510	849	917W	000000	600	00	000			135.00
Check total: \$135.00																	
Check: 103477 Type: W Date: 04/13/17 Vendor: DANIEL KNABEL		Vendor#: 703275 Stat/Date: Bank:															
0001	DIVISION III WRESTLING -	0171848	0001	D.K-3/3-4/17	04/12/17	05	022	4510	849	917W	000000	600	00	000			200.00
Check total: \$200.00																	
Check: 103478 Type: W Date: 04/13/17 Vendor: DASHAWN WALKER		Vendor#: 832945 Stat/Date: RECONCILED:04/17/17 Bank:															
0001	DIVISION III WRESTLING -	0171848	0001	D.W-3/3-4/17	04/12/17	05	022	4510	849	917W	000000	600	00	000			100.00
Check total: \$100.00																	
Check: 103479 Type: W Date: 04/13/17 Vendor: DAVID DOSKY		Vendor#: 702737 Stat/Date: RECONCILED:04/18/17 Bank:															
0001	DIVISION III WRESTLING -	0171848	0001	D,D-3/3-4/17	04/12/17	05	022	4510	849	917W	000000	600	00	000			140.00
Check total: \$140.00																	

Date: 05/04/2017
 Time: 8:02 am

GARFIELD HTS. BOARD OF EDUC.
 SORT BY ISSUE DATE
 CHECK DATES BETWEEN 04/01/2017 AND 04/30/2017
 WARRANT CHECKS

Page: 14
 (CHEKPY)

SEQ	DESCRIPTION	TRAN NUMBER	P.O. NUMBER	IT NO	INVOICE NUMBER	TRAN DATE	TI	FND	FUNC	OBJ	SCC	SUBJ	OU	IL	JOB	ITEM	AMOUNT
Check: 103480 Type: W Date: 04/13/17 Vendor: DEVONTE YANCEY		Vendor#: 703271 Stat/Date: Bank:															
0001	DIVISION III WRESTLING -	0171848	0001	D.Y-3/3-4/17	04/12/17	05	022	4510	849	917W	000000	600	00	000			50.00
Check total: \$50.00																	
Check: 103481 Type: W Date: 04/13/17 Vendor: HARVEY BURTON		Vendor#: 703270 Stat/Date: RECONCILED:04/17/17 Bank:															
0001	DIVISION III WRESTLING -	0171848	0001	H.B-3/3-4/17	04/12/17	05	022	4510	849	917W	000000	600	00	000			135.00
Check total: \$135.00																	
Check: 103482 Type: W Date: 04/13/17 Vendor: JEFFREY KIME		Vendor#: 703278 Stat/Date: RECONCILED:04/18/17 Bank:															
0001	DIVISION III WRESTLING -	0171848	0001	J.K-3/3-4/17	04/12/17	05	022	4510	849	917W	000000	600	00	000			100.00
Check total: \$100.00																	
Check: 103483 Type: W Date: 04/13/17 Vendor: JENNIFER KRZYNOWEK		Vendor#: 703061 Stat/Date: RECONCILED:04/18/17 Bank:															
0001	DIVISION III WRESTLING -	0171848	0001	J,K-3/3-4/17	04/13/17	05	022	4510	849	917W	000000	600	00	000			100.00
Check total: \$100.00																	
Check: 103484 Type: W Date: 04/13/17 Vendor: JOHN J. MARKS		Vendor#: 700891 Stat/Date: RECONCILED:04/17/17 Bank:															
0001	DIVISION III WRESTLING -	0171848	0001	J.M-3/3-4/17	04/12/17	05	022	4510	849	917W	000000	600	00	000			300.00
Check total: \$300.00																	
Check: 103485 Type: W Date: 04/13/17 Vendor: KEVIN LANDRUM		Vendor#: 703267 Stat/Date: RECONCILED:04/17/17 Bank:															
0001	DIVISION III WRESTLING -	0171848	0001	K.L-3/3-4/17	04/12/17	05	022	4510	849	917W	000000	600	00	000			45.00
Check total: \$45.00																	
Check: 103486 Type: W Date: 04/13/17 Vendor: KEVIN WHITE		Vendor#: 703272 Stat/Date: RECONCILED:04/17/17 Bank:															
0001	DIVISION III WRESTLING -	0171848	0001	K.W-3/3-4/17	04/12/17	05	022	4510	849	917W	000000	600	00	000			100.00
Check total: \$100.00																	
Check: 103487 Type: W Date: 04/13/17 Vendor: KRISTEN GLAZER		Vendor#: 703268 Stat/Date: RECONCILED:04/24/17 Bank:															
0001	DIVISION III WRESTLING -	0171848	0001	K.G-3/3-4/17	04/12/17	05	022	4510	849	917W	000000	600	00	000			100.00
Check total: \$100.00																	
Check: 103488 Type: W Date: 04/13/17 Vendor: MATT VASIEVICH		Vendor#: 703274 Stat/Date: RECONCILED:04/25/17 Bank:															
0001	DIVISION III WRESTLING -	0171848	0001	M.V-3/3-4/17	04/12/17	05	022	4510	849	917W	000000	600	00	000			200.00
Check total: \$200.00																	
Check: 103489 Type: W Date: 04/13/17 Vendor: PHILLIP BRICKMAN		Vendor#: 700778 Stat/Date: RECONCILED:04/20/17 Bank:															
0001	DIVISION III WRESTLING -	0171848	0001	P.B-3/3-4/17	04/12/17	05	022	4510	849	917W	000000	600	00	000			100.00
Check total: \$100.00																	

Date: 05/04/2017
 Time: 8:02 am

GARFIELD HTS. BOARD OF EDUC.
 SORT BY ISSUE DATE
 CHECK DATES BETWEEN 04/01/2017 AND 04/30/2017
 WARRANT CHECKS

Page: 15
 (CHEKPY)

SEQ	DESCRIPTION	TRAN NUMBER	P.O. NUMBER	IT NO	INVOICE NUMBER	TRAN DATE	TI	FND	FUNC	OBJ	SCC	SUBJ	OU	IL	JOB	ITEM	AMOUNT
Check: 103490 Type: W Date: 04/13/17 Vendor: RICK TWINING		Vendor#: 703062 Stat/Date: RECONCILED:04/21/17 Bank:															
0001	DIVISION III WRESTLING -	0171848	0001	R.T-3/3-4/17	04/12/17	05	022	4510	849	917W	000000	600	00	000			300.00
Check total: \$300.00																	
Check: 103491 Type: W Date: 04/13/17 Vendor: ROB BRITTON		Vendor#: 703269 Stat/Date: RECONCILED:04/25/17 Bank:															
0001	DIVISION III WRESTLING -	0171848	0001	R.B-3/3-4/17	04/12/17	05	022	4510	849	917W	000000	600	00	000			90.00
Check total: \$90.00																	
Check: 103492 Type: W Date: 04/13/17 Vendor: RYAN PALMER		Vendor#: 833022 Stat/Date: RECONCILED:04/24/17 Bank:															
0001	DIVISION III WRESTLING -	0171848	0001	R.P-3/3-4/17	04/12/17	05	022	4510	849	917W	000000	600	00	000			135.00
Check total: \$135.00																	
Check: 103493 Type: W Date: 04/13/17 Vendor: STEPHEN WALKER		Vendor#: 702469 Stat/Date: RECONCILED:04/17/17 Bank:															
0001	DIVISION III WRESTLING -	0171848	0001	S.W-3/3-4/17	04/12/17	05	022	4510	849	917W	000000	600	00	000			135.00
Check total: \$135.00																	
Check: 103494 Type: W Date: 04/13/17 Vendor: TAJ MARTIN		Vendor#: 703126 Stat/Date: RECONCILED:04/17/17 Bank:															
0001	DIVISION III WRESTLING -	0171848	0001	T.M-3/3-4/17	04/12/17	05	022	4510	849	917W	000000	600	00	000			80.00
Check total: \$80.00																	
Check: 103495 Type: W Date: 04/13/17 Vendor: BILAL MAHMOOD		Vendor#: 703276 Stat/Date: RECONCILED:04/24/17 Bank:															
0001	DIVISION III WRESTLING -	0171857	0001	B.M-3/3-4/17	04/13/17	05	022	4510	849	917W	000000	600	00	000			350.00
Check total: \$350.00																	
Check: 103496 Type: W Date: 04/13/17 Vendor: PAUL A. SADOSKY		Vendor#: 700756 Stat/Date: RECONCILED:04/17/17 Bank:															
0001	DIVISION III WRESTLING -	0171857	0001	P.S-3/3-4/17	04/13/17	05	022	4510	849	917W	000000	600	00	000			220.00
Check total: \$220.00																	
Check: 103497 Type: W Date: 04/13/17 Vendor: VAHID ENTEZARI		Vendor#: 703277 Stat/Date: RECONCILED:04/17/17 Bank:															
0001	DIVISION III WRESTLING -	0171857	0001	V.E-3/3-4/17	04/13/17	05	022	4510	849	917W	000000	600	00	000			450.00
Check total: \$450.00																	
Check: 103498 Type: W Date: 04/13/17 Vendor: NEDAB		Vendor#: 830786 Stat/Date: RECONCILED:04/14/17 Bank:															
0001	SECTIONAL BASKETBALL	0171836	0001	MARK McGUIRE, TREASURER BBK-3/5/17	04/13/17	05	022	4510	849	917B	000000	600	00	000			847.00
Check total: \$847.00																	
Check: 103499 Type: W Date: 04/13/17 Vendor: OHSAA		Vendor#: 832737 Stat/Date: RECONCILED:04/14/17 Bank:															
0001	DIVISION III BASKETBALL -	0171842	0001	BBK2017	04/13/17	05	022	4510	849	917B	000000	600	00	000			1,562.70
Check total: \$1,562.70																	

Date: 05/04/2017
 Time: 8:02 am

GARFIELD HTS. BOARD OF EDUC.
 SORT BY ISSUE DATE
 CHECK DATES BETWEEN 04/01/2017 AND 04/30/2017
 WARRANT CHECKS

Page: 16
 (CHEKPY)

SEQ	DESCRIPTION	TRAN NUMBER	P.O. NUMBER	IT NO	INVOICE NUMBER	TRAN DATE	TI	FND	FUNC	OBJ	SCC	DISTRIBUTION SUBJ	OU	IL	JOB	ITEM	AMOUNT
Check: 103500 Type: W Date: 04/13/17 Vendor: SARAVANAN BABU LLC		Vendor#: 803424 Stat/Date: RECONCILED:04/19/17 Bank: 1															
		SAUSALITO CATERING															
0001	2017 Hall of Fame Banquet		0171596	0001	1ST HALF	04/13/17	05	018	4600	890	902G	000000	600	00	000		2,000.00
Check total: \$2,000.00																	
Check: 022237 Type: W Date: 04/17/17 Vendor: BRAD LAMBERT		Vendor#: 831231 Stat/Date: RECONCILED:04/18/17 Bank: 1															
0001	Spousal Reimbursement		0171488	0001	LAMBERT0217	04/17/17	05	024	2510	856	9241	000000	000	00	000		114.60
Check total: \$114.60																	
Check: 022238 Type: W Date: 04/17/17 Vendor: CHERYL CARANO		Vendor#: 030272 Stat/Date: RECONCILED:04/18/17 Bank: 1															
0001	Spousal Reimbursement		0171488	0001	CARANO0117	04/17/17	05	024	2510	856	9241	000000	000	00	000		125.00
0002	Spousal Reimbursement		0171488	0001	CARANO0217	04/17/17	05	024	2510	856	9241	000000	000	00	000		125.00
0003	Spousal Reimbursement		0171488	0001	CARANO0317	04/17/17	05	024	2510	856	9241	000000	000	00	000		125.00
0004	Spousal Reimbursement		0171488	0001	CARANO0401	04/17/17	05	024	2510	856	9241	000000	000	00	000		125.00
Check total: \$500.00																	
Check: 022239 Type: W Date: 04/17/17 Vendor: CHERYL DETTLING		Vendor#: 832358 Stat/Date: RECONCILED:04/18/17 Bank: 1															
0001	Spousal Reimbursement		0171488	0001	DETTLING0117	04/17/17	05	024	2510	856	9241	000000	000	00	000		110.00
0002	Spousal Reimbursement		0171488	0001	DETTLING0217	04/17/17	05	024	2510	856	9241	000000	000	00	000		110.00
0003	Spousal Reimbursement		0171488	0001	DETTLING0317	04/17/17	05	024	2510	856	9241	000000	000	00	000		125.00
0004	Spousal Reimbursement		0171488	0001	DETTLING1216	04/17/17	05	024	2510	856	9241	000000	000	00	000		110.00
Check total: \$455.00																	
Check: 022240 Type: W Date: 04/17/17 Vendor: GEORGE HASENOHRL		Vendor#: 831598 Stat/Date: RECONCILED:04/28/17 Bank: 1															
0001	Spousal Reimbursement		0171488	0001	HASEN0317	04/17/17	05	024	2510	856	9241	000000	000	00	000		100.00
Check total: \$100.00																	
Check: 022241 Type: W Date: 04/17/17 Vendor: KYLE KOVACH		Vendor#: 702687 Stat/Date: RECONCILED:04/18/17 Bank: 1															
0001	Spousal Reimbursement		0171488	0001	KOVACH0210	04/17/17	05	024	2510	856	9241	000000	000	00	000		89.34
0002	Spousal Reimbursement		0171488	0001	KOVACH1007	04/17/17	05	024	2510	856	9241	000000	000	00	000		42.45
Check total: \$131.79																	
Check: 022242 Type: W Date: 04/17/17 Vendor: LISA MILLER		Vendor#: 014933 Stat/Date: RECONCILED:04/18/17 Bank: 1															
0001	Spousal Reimbursement		0171488	0001	MILLER0517	04/17/17	05	024	2510	856	9241	000000	000	00	000		125.00
Check total: \$125.00																	
Check: 022243 Type: W Date: 04/17/17 Vendor: MARY ANN MARSHALL		Vendor#: 130204 Stat/Date: RECONCILED:04/18/17 Bank: 1															
0001	Spousal Reimbursement		0171488	0001	MARSHALL0317	04/17/17	05	024	2510	856	9241	000000	000	00	000		125.00
Check total: \$125.00																	
Check: 103501 Type: W Date: 04/18/17 Vendor: ABA OUTREACH SERVICES		Vendor#: 832909 Stat/Date: RECONCILED:04/21/17 Bank:															
0001	Training for Behavioral		0171015	0001	0001788	04/04/17	05	516	2213	432	9017	000000	000	00	022		1,440.00

Date: 05/04/2017
 Time: 8:02 am

GARFIELD HTS. BOARD OF EDUC.
 SORT BY ISSUE DATE
 CHECK DATES BETWEEN 04/01/2017 AND 04/30/2017
 WARRANT CHECKS

Page: 17
 (CHEKPY)

SEQ	DESCRIPTION	TRAN NUMBER	P.O. NUMBER	IT NO	INVOICE NUMBER	TRAN DATE	TI	FND	FUNC	OBJ	SCC	SUBJ	OU	IL	JOB	ITEM	AMOUNT
Check total:																\$1,440.00	
Check: 103502 Type: W Date: 04/18/17 Vendor: ABEL TRUCK PARTS						Vendor#: 832828 Stat/Date: RECONCILED:04/19/17 Bank: 1											
0001	7/1/16 - 12/31/16 Misc Bu		0170067	0001	0605880	03/27/17	05	001	2840	581	0000	000000	705	00	078		39.12
0002	7/1/16 - 12/31/16 Misc Bu		0170067	0001	0606038	03/28/17	05	001	2840	581	0000	000000	705	00	078		43.33
0003	7/1/16 - 12/31/16 Misc Bu		0170067	0001	0606152	03/29/17	05	001	2840	581	0000	000000	705	00	078		76.19
0004	7/1/16 - 12/31/16 Misc Bu		0170067	0001	0606505	03/29/17	05	001	2840	581	0000	000000	705	00	078		57.14
0005	7/1/16 - 12/31/16 Misc Bu		0170067	0001	0607168	04/03/17	05	001	2840	581	0000	000000	705	00	078		88.10
0006	7/1/16 - 12/31/16 Misc Bu		0170067	0001	0608253	04/10/17	05	001	2840	581	0000	000000	705	00	078		51.64
Check total:																\$355.52	
Check: 103503 Type: W Date: 04/18/17 Vendor: ALIGN,ASSESS,ACHIEVE						Vendor#: 803447 Stat/Date: RECONCILED:04/28/17 Bank:											
0001	Grade Kdg Common Core		0171752	0001	0004396	04/06/17	05	001	1110	511	9412	000000	200	00	002		120.00
0002	Grade 1 common core stand		0171752	0002	0004396	04/06/17	05	001	1110	511	9412	000000	200	00	002		120.00
0003	Grade 2 common core stand		0171752	0003	0004396	04/06/17	05	001	1110	511	9412	000000	200	00	002		120.00
0004	Grade 3 common core stand		0171752	0004	0004396	04/06/17	05	001	1110	511	9412	000000	200	00	002		120.00
0005	Grade 4 common core stand		0171752	0005	0004396	04/06/17	05	001	1110	511	9412	000000	200	00	002		120.00
0006	Grade 5 common core stand		0171752	0006	0004396	04/06/17	05	001	1110	511	9412	000000	200	00	002		120.00
0007	shipping		0171752	0007	0004396	04/06/17	05	001	1110	511	9412	000000	200	00	002		35.00
Check total:																\$755.00	
Check: 103504 Type: W Date: 04/18/17 Vendor: CENTRAL EXTERMINATING COMPANY						Vendor#: 030240 Stat/Date: RECONCILED:04/20/17 Bank: 1											
0001	Pest control, Bedbugs, et		0171501	0001	0635347	03/31/17	05	001	2720	429	0000	000000	700	00	078		247.45
0002	Pest control, Bedbugs, et		0171501	0001	0640694	04/04/17	05	001	2720	429	0000	000000	700	00	078		30.00
0003	Pest control, Bedbugs, et		0171501	0001	0640850	04/10/17	05	001	2720	429	0000	000000	700	00	078		20.00
0004	Pest control, Bedbugs, et		0171501	0001	0640851	04/10/17	05	001	2720	429	0000	000000	700	00	078		600.00
Check total:																\$897.45	
Check: 103505 Type: W Date: 04/18/17 Vendor: CITY OF CLEVELAND						Vendor#: 040220 Stat/Date: RECONCILED:04/20/17 Bank: 1											
DIVISION OF WATER																	
0001	Water Usage for Elmwood S		0171396	0001	Elmwood-04	04/03/17	05	001	2720	452	0000	000000	100	00	007		66.35
0002	Water Usage for High Scho		0171396	0005	HighSchl-04	04/03/17	05	001	2720	452	0000	000000	600	00	007		251.20
0003	Water Usage for Maple Lea		0171396	0002	MapleLeaf-04	04/03/17	05	001	2720	452	0000	000000	200	00	007		66.35
0004	Water Usage for Middle Sc		0171396	0004	MiddleSchl-04	04/03/17	05	001	2720	452	0000	000000	500	00	007		66.35
0005	Water Usage for William F		0171396	0003	WmFoster-04	04/03/17	05	001	2720	452	0000	000000	400	00	007		66.35
Check total:																\$516.60	
Check: 103506 Type: W Date: 04/18/17 Vendor: CLEVELAND SIGHT CENTER						Vendor#: 030466 Stat/Date: RECONCILED:04/21/17 Bank: 1											
0001	Open PO for O.O.D. Tuitio		0171144	0001	MARCH 2017	03/01/17	05	001	1245	473	0000	000000	813	00	013		2,100.00
Check total:																\$2,100.00	
Check: 103507 Type: W Date: 04/18/17 Vendor: COMDOC LEASING						Vendor#: 030548 Stat/Date: RECONCILED:04/21/17 Bank: 1											
0001	District Wide Copier Leas		0170252	0001	30095052	04/06/17	05	001	2690	426	0000	000000	832	00	026		7,364.36
Check total:																\$7,364.36	
Check: 103508 Type: W Date: 04/18/17 Vendor: CUMMINS BRIDGEWAY, LLC						Vendor#: 030754 Stat/Date: RECONCILED:04/24/17 Bank: 1											

Date: 05/04/2017
 Time: 8:02 am

GARFIELD HTS. BOARD OF EDUC.
 SORT BY ISSUE DATE
 CHECK DATES BETWEEN 04/01/2017 AND 04/30/2017
 WARRANT CHECKS

Page: 18
 (CHEKPY)

SEQ	DESCRIPTION	TRAN NUMBER	P.O. NUMBER	IT NO	INVOICE NUMBER	TRAN DATE	TI	FND	FUNC	OBJ	SCC	SUBJ	OU	IL	JOB	ITEM	AMOUNT
#774494																	
0001	7/1/16 - 12/31/16 Misc Bu	0170052	0001	019-41372	04/06/17	05	001	2840	581	0000	000000	705	00	078			165.14
																Check total:	\$165.14
Check: 103509 Type: W Date: 04/18/17 Vendor: DAMON INDUSTRIES, INC. Vendor#: 040052 Stat/Date: RECONCILED:04/19/17 Bank: 1																	
0001	Misc cleaning supplies	0171186	0001	1046043	03/27/17	05	001	2720	572	0000	000000	702	00	078			14.67
0002	Misc cleaning supplies	0171186	0001	1046588	04/05/17	05	001	2720	572	0000	000000	702	00	078			59.67
0003	Misc cleaning supplies	0171186	0001	1046653	04/06/17	05	001	2720	572	0000	000000	702	00	078			462.54
0004	Contract General care/upk	0171203	0001	1046633	04/05/17	05	001	2720	572	0000	000000	702	00	078			4,629.78
																Check total:	\$5,166.66
Check: 103510 Type: W Date: 04/18/17 Vendor: DISTILLATA COMPANY Vendor#: 040216 Stat/Date: RECONCILED:04/21/17 Bank:																	
0001	WATER FOR LEARNING CENTER	0171856	0001	Dis.-03/31/17	03/10/17	05	001	2421	512	0000	000000	301	00	000			34.70
0002	WATER FOR MS PRINCIPAL OF	0171856	0002	Dis.-03/31/17	03/10/17	05	001	2421	512	9412	000000	500	00	005			75.05
0003	WATER FOR CENTRAL OFFICE	0171856	0003	Dis.-03/31/17	03/10/17	05	001	2720	452	0000	000000	800	00	007			131.05
0004	WATER FOR TECHNOLOGY MAR	0171856	0004	Dis.-03/31/17	03/10/17	05	001	2211	511	0000	000000	815	00	015			15.55
0005	WATER FOR BUS GARAGE MAR	0171856	0005	Dis.-03/31/17	03/10/17	05	001	2840	581	0000	000000	705	00	078			18.15
0006	WATER FOR MAPLE LEAF MAR	0171856	0006	Dis.-03/31/17	03/10/17	05	001	2421	512	0000	000000	200	00	002			33.30
0007	WATER FOR HIGH SCHOOL	0171856	0007	Dis.-03/31/17	03/10/17	05	001	2421	512	9412	000000	600	00	006			77.85
																Check total:	\$385.65
(Multi-bank check)																	
Check: 103511 Type: W Date: 04/18/17 Vendor: DOMINION EAST OHIO Vendor#: 050110 Stat/Date: RECONCILED:04/21/17 Bank: 1																	
0001	Natural Gas Service -	0170184	0008	AdminBldg-04	04/06/17	05	001	2720	453	0000	000000	800	00	007			615.06
0002	Natural Gas Service - Bus	0170184	0006	BusGarage-04	04/06/17	05	001	2720	453	0000	000000	700	00	007			123.03
0003	Natural Gas Service - Elm	0170184	0001	Elmwood-04	04/06/17	05	001	2720	453	0000	000000	100	00	007			254.66
0004	Natural Gas Service - Hig	0170184	0005	HighSchl-04	04/06/17	05	001	2720	453	0000	000000	600	00	007			52.60
0005	Natural Gas Service - Map	0170184	0002	MapleLeaf-04	04/06/17	05	001	2720	453	0000	000000	200	00	007			468.77
0006	Natural Gas Service - Mid	0170184	0004	MiddleSchl-04	04/06/17	05	001	2720	453	0000	000000	500	00	007			1,244.50
0007	Natural Gas Service - Wil	0170184	0003	WmPoster-04	04/06/17	05	001	2720	453	0000	000000	400	00	007			605.46
0008	Meter charges for 9700	0170399	0001	BlvdMtr-04	04/06/17	05	001	2720	453	0000	000000	706	00	007			29.90
																Check total:	\$3,393.98
Check: 103512 Type: W Date: 04/18/17 Vendor: DR. GORDON DUPREE Vendor#: 832198 Stat/Date: RECONCILED:04/19/17 Bank: 1																	
0001	Reimbursement for use of	0170074	0001	MAR-2017	04/17/17	05	001	2690	441	0000	000000	000	00	007			50.00
																Check total:	\$50.00
Check: 103513 Type: W Date: 04/18/17 Vendor: EDUCATION ALTERNATIVES Vendor#: 050166 Stat/Date: RECONCILED:04/21/17 Bank: 1																	
0001	Open PO for O.O.D. Tuitio	0171144	0001	2017040400071	04/04/17	05	001	1245	473	0000	000000	813	00	013			3,600.00
																Check total:	\$3,600.00
Check: 103514 Type: W Date: 04/18/17 Vendor: EDUCATIONAL SERVICE CENTER OF CUYAHOGA COUNTY Vendor#: 050183 Stat/Date: RECONCILED:04/20/17 Bank: 1																	
0001	Speech/Language Pathologi	0171231	0001	GFD1857	03/30/17	05	001	2150	413	0000	000000	813	00	013			372.20
0002	Substitute Service FY 201	0171395	0001	GFD1859	04/07/17	05	001	1190	411	0000	000000	000	00	007			36,575.72
																Check total:	\$36,947.92

Date: 05/04/2017
 Time: 8:02 am

GARFIELD HTS. BOARD OF EDUC.
 SORT BY ISSUE DATE
 CHECK DATES BETWEEN 04/01/2017 AND 04/30/2017
 WARRANT CHECKS

Page: 19
 (CHEKPY)

SEQ	DESCRIPTION	TRAN NUMBER	P.O. NUMBER	IT NO	INVOICE NUMBER	TRAN DATE	TI	FND	FUNC	OBJ	SCC	SUBJ	OU	IL	JOB	ITEM	AMOUNT
Check: 103515 Type: W Date: 04/18/17 Vendor: ELISABETTA KOSTA		Vendor#: 120296 Stat/Date: RECONCILED:04/19/17 Bank: 1															
0001	Reimbursement for		0171801	0003	01/23/17	04/17/17	05	001	2213	431	7875	000000	000	00	000		23.75
0002	Reimbursement for		0171801	0002	01/9-10/17	04/17/17	05	001	2213	431	7875	000000	000	00	000		47.51
0003	Reimbursement for		0171801	0001	10/03/16	04/17/17	05	001	2213	431	7875	000000	000	00	000		23.98
Check total: \$95.24																	
Check: 103516 Type: W Date: 04/18/17 Vendor: EXIT 11 TRUCK TIRE SERVICE, INC.		Vendor#: 832294 Stat/Date: RECONCILED:04/24/17 Bank: 1															
0001	7/1/16 - 12/31/16 Misc Ti		0170063	0001	1-40700	04/10/17	05	001	2840	583	0000	000000	705	00	078		37.50
Check total: \$37.50																	
Check: 103517 Type: W Date: 04/18/17 Vendor: FASTENAL COMPANY		Vendor#: 060098 Stat/Date: Bank: 1															
0001	Misc Screws, Nuts, Bolts,		0170087	0001	OHCLE181538	03/30/17	05	001	2840	581	0000	000000	705	00	078		45.34
Check total: \$45.34																	
Check: 103518 Type: W Date: 04/18/17 Vendor: FISHER AUTO PART INC		Vendor#: 803379 Stat/Date: RECONCILED:04/24/17 Bank: 1															
0001	Misc Maint items - belts,		0170868	0001	554-016967	03/31/17	05	001	2750	581	0000	000000	700	00	078		1.97
0002	Misc Maint items - belts,		0170868	0001	554-016984	03/31/17	05	001	2750	581	0000	000000	700	00	078		38.65
0003	3/1/17- 6/30/17 Misc Vehi		0171678	0001	554-014263	03/03/17	05	001	2840	581	0000	000000	705	00	078		5.71
0004	3/1/17- 6/30/17 Misc Vehi		0171678	0001	554-016600	03/28/17	05	001	2840	581	0000	000000	705	00	078		31.56
0005	3/1/17- 6/30/17 Misc Vehi		0171678	0001	554-017680	04/07/17	05	001	2840	581	0000	000000	705	00	078		11.13
Check total: \$89.02																	
Check: 103519 Type: W Date: 04/18/17 Vendor: FRIENDS BUSINESS SOURCE		Vendor#: 831697 Stat/Date: RECONCILED:04/21/17 Bank:															
0001	order attached		0171819	0001	987045-0	04/07/17	05	001	2421	512	9412	000000	100	00	001		248.74
Check total: \$248.74																	
Check: 103520 Type: W Date: 04/18/17 Vendor: GLENN UMEK		Vendor#: 070395 Stat/Date: RECONCILED:04/19/17 Bank: 1															
0001	Reimbursement for		0171461	0001	REG.3/9/17	04/17/17	05	001	2213	411	0000	000000	822	00	022		25.00
Check total: \$25.00																	
Check: 103521 Type: W Date: 04/18/17 Vendor: GPS FIRE EQUIPMENT CO., INC.		Vendor#: 832189 Stat/Date: RECONCILED:04/19/17 Bank: 1															
0001	Misc Fire prevention serv		0171799	0001	1259747	04/05/17	05	001	2720	423	0000	000000	709	00	078		681.00
Check total: \$681.00																	
Check: 103522 Type: W Date: 04/18/17 Vendor: HAJOCA CORPORATION		Vendor#: 080109 Stat/Date: RECONCILED:04/21/17 Bank: 1															
0001	Misc Plumbing parts		0170462	0001	S019319395.001	03/31/17	05	001	2720	572	0000	000000	703	00	078		17.10
0002	Misc Plumbing parts		0170462	0001	S019319395.002	03/31/17	05	001	2720	572	0000	000000	703	00	078		0.96
Check total: \$18.06																	
Check: 103523 Type: W Date: 04/18/17 Vendor: HEALTHCARE BILLING SERVICES, INC		Vendor#: 803391 Stat/Date: RECONCILED:04/21/17 Bank:															
0001	Medicaid billing service		0171037	0001	0052509	03/31/17	05	001	1241	411	913M	000000	813	00	013		1,651.86

Date: 05/04/2017
 Time: 8:02 am

GARFIELD HTS. BOARD OF EDUC.
 SORT BY ISSUE DATE
 CHECK DATES BETWEEN 04/01/2017 AND 04/30/2017
 WARRANT CHECKS

Page: 20
 (CHEKPY)

SEQ	DESCRIPTION	TRAN NUMBER	P.O. NUMBER	IT NO	INVOICE NUMBER	TRAN DATE	TI	FND	FUNC	OBJ	SCC	SUBJ	OU	IL	JOB	ITEM	AMOUNT
Check total:																\$1,651.86	
Check: 103524 Type: W Date: 04/18/17 Vendor: IDEASTREAM		Vendor#: 230417 Stat/Date: RECONCILED:04/24/17 Bank:															
0001	Coaching for Elmwood - Gl		0170589	0001	0034627.	02/14/17	05	572	2213	412	9017	000000	100	00	000		750.00
0002	Coaching for Maple Leaf -		0170589	0002	0034627.	02/14/17	05	572	2213	412	9017	000000	200	00	000		1,500.00
0003	Coaching for William Fost		0170589	0003	0034627.	02/14/17	05	572	2213	412	9017	000000	400	00	000		1,500.00
0004	Coaching for Middle Schoo		0170589	0006	0034627.	02/14/17	05	536	2213	412	917I	000000	500	00	000		3,000.00
Check total:																\$6,750.00	
Check: 103525 Type: W Date: 04/18/17 Vendor: IRON MOUNTAIN		Vendor#: 090223 Stat/Date: RECONCILED:04/19/17 Bank: 1															
0001	Shredding Services for FY		0170623	0001	NRN0486	03/31/17	05	001	2610	415	0000	000000	832	00	026		130.00
Check total:																\$130.00	
Check: 103526 Type: W Date: 04/18/17 Vendor: JAMES KOSUDA		Vendor#: 100330 Stat/Date: RECONCILED:04/19/17 Bank: 1															
0001	Reimbursement for use of		0170030	0001	APR 2017	04/17/17	05	001	2690	441	0000	000000	000	00	007		50.00
Check total:																\$50.00	
Check: 103527 Type: W Date: 04/18/17 Vendor: JODY SAXTON		Vendor#: 100311 Stat/Date: RECONCILED:04/19/17 Bank: 1															
0001	Reimbursement for use of		0170127	0001	OCT-DEC.2016	04/17/17	05	001	2690	441	0000	000000	000	00	007		150.00
Check total:																\$150.00	
Check: 103528 Type: W Date: 04/18/17 Vendor: KARNIS SAFE & LOCK, INC.		Vendor#: 110145 Stat/Date: RECONCILED:04/19/17 Bank: 1															
0001	Lock repair on doors &		0171778	0001	0119903	04/06/17	05	001	2720	423	0000	000000	709	00	078		141.15
Check total:																\$141.15	
Check: 103529 Type: W Date: 04/18/17 Vendor: KIDSLINK NEUROBEHAVIORAL CENTER, INC.		Vendor#: 832820 Stat/Date: RECONCILED:04/19/17 Bank: 1															
0001	Open PO for O.O.D. Tuitio		0171144	0001	0002268	04/10/17	05	001	1245	473	0000	000000	813	00	013		6,059.66
0002	Open PO for O.O.D. Tuitio		0171144	0001	0002280	04/10/17	05	001	1245	473	0000	000000	813	00	013		5,853.64
Check total:																\$11,913.30	
Check: 103530 Type: W Date: 04/18/17 Vendor: LAKETEC COMMUNICATIONS, INC.		Vendor#: 832936 Stat/Date: RECONCILED:04/19/17 Bank: 1															
0001	eRate Project District Po		0171290	0001	0097218	02/10/17	05	003	2720	640	0000	000000	000	00	000		4,800.00
0002	eRate Project District Po		0171290	0001	0097721	03/24/17	05	003	2720	640	0000	000000	000	00	000		450.00
0003	eRate Project District Po		0171290	0001	0097974	04/06/17	05	003	2720	640	0000	000000	000	00	000		340.28
Check total:																\$5,590.28	
Check: 103531 Type: W Date: 04/18/17 Vendor: LESLIE ROTATORI-TRANTER		Vendor#: 832851 Stat/Date: RECONCILED:04/19/17 Bank: 1															
0001	Reimbursement for use of		0170056	0001	MAR-APR 2017	04/17/17	05	001	2690	441	0000	000000	000	00	007		100.00
Check total:																\$100.00	
Check: 103532 Type: W Date: 04/18/17 Vendor: MARY ANN MARSHALL		Vendor#: 130204 Stat/Date: RECONCILED:04/19/17 Bank: 1															
0001	Reimbursement for use of		0170085	0001	MAR-2017	04/17/17	05	001	2690	441	0000	000000	000	00	007		25.00

Date: 05/04/2017
 Time: 8:02 am

GARFIELD HTS. BOARD OF EDUC.
 SORT BY ISSUE DATE
 CHECK DATES BETWEEN 04/01/2017 AND 04/30/2017
 WARRANT CHECKS

Page: 21
 (CHEKPY)

SEQ	DESCRIPTION	TRAN NUMBER	P.O. NUMBER	IT NO	INVOICE NUMBER	TRAN DATE	TI	FND	FUNC	OBJ	SCC	SUBJ	OU	IL	JOB	ITEM	AMOUNT
Check total:																\$25.00	
Check: 103533 Type: W Date: 04/18/17 Vendor: MARYMOUNT HOSPITAL DBA Vendor#: 030571 Stat/Date: RECONCILED:04/21/17 Bank: 1																	
CENTER FOR CORPORATE HEALTH																	
0001	1/1/17 - 6/30/17 Misc Emp		0171372	0001	0138518	04/04/17	05	001	2821	413	0000	000000	705	00	078		156.00
Check total:																\$156.00	
Check: 103534 Type: W Date: 04/18/17 Vendor: NORTH COAST THERAPY ASSOC. INC Vendor#: 831973 Stat/Date: VOID: 04/27/17 Bank: 1																	
0001	Open PO for Physical Ther		0170341	0001	0000015	03/31/17	05	001	2181	413	0000	000000	813	00	013		5,687.50
Check total:																\$5,687.50	
Check: 103535 Type: W Date: 04/18/17 Vendor: OHIO BUREAU OF WORKERS' COMPENSATION Vendor#: 020441 Stat/Date: RECONCILED:04/21/17 Bank:																	
0001	BWC Premiums for the poli		0170967	0001	1000995386	03/31/17	05	024	2510	856	9243	000000	000	00	000		14,674.22
Check total:																\$14,674.22	
Check: 103536 Type: W Date: 04/18/17 Vendor: OHIO SCHOOL BOARDS ASSOCIATION Vendor#: 150180 Stat/Date: RECONCILED:04/25/17 Bank: 1																	
0001	Registration for seminar		0171615	0001	17-266835-LAU	04/05/17	05	001	2310	418	0000	000000	900	00	007		135.00
Check total:																\$135.00	
Check: 103537 Type: W Date: 04/18/17 Vendor: OHIO SCHOOLS COUNCIL-GAS Vendor#: 150173 Stat/Date: RECONCILED:04/19/17 Bank: 1																	
0001	Level Billing Gas Program		0170615	0001	GAS0417-180	04/05/17	05	001	2720	453	0000	000000	100	00	007		520.32
0002	Level Billing Gas Program		0170615	0002	GAS0417-180	04/05/17	05	001	2720	453	0000	000000	200	00	007		743.30
0003	Level Billing Gas Program		0170615	0003	GAS0417-180	04/05/17	05	001	2720	453	0000	000000	400	00	007		743.30
0004	Level Billing Gas Program		0170615	0004	GAS0417-180	04/05/17	05	001	2720	453	0000	000000	500	00	007		1,337.96
0005	Level Billing Gas Program		0170615	0005	GAS0417-180	04/05/17	05	001	2720	453	0000	000000	600	00	007		371.66
Check total:																\$3,716.54	
Check: 103538 Type: W Date: 04/18/17 Vendor: PREMIER PRINTING & PROMOTIONS Vendor#: 831968 Stat/Date: RECONCILED:04/21/17 Bank:																	
0001	Clip Boards		0171772	0001	4-164058	04/13/17	05	001	1110	511	9412	000000	400	00	004		28.90
0002	Pencils		0171772	0002	4-164058	04/13/17	05	001	1110	511	9412	000000	400	00	004		174.90
Check total:																\$203.80	
Check: 103539 Type: W Date: 04/18/17 Vendor: QUILL CORPORATION Vendor#: 170111 Stat/Date: RECONCILED:04/24/17 Bank:																	
0001	Duracell alkaline AAA		0171770	0001	5634371	03/31/17	05	401	3260	511	9017	000000	410	00	000		127.49
Check total:																\$127.49	
Check: 103540 Type: W Date: 04/18/17 Vendor: REALLY GOOD STUFF, INC. Vendor#: 180142 Stat/Date: RECONCILED:04/19/17 Bank:																	
0001	Privacy Shields Set of 12		0171802	0001	5920962	04/07/17	05	001	1110	511	9412	000000	100	00	001		584.85
0002	Shipping & handling		0171802	0002	5920962	04/07/17	05	001	1110	511	9412	000000	100	00	001		52.64
Check total:																\$637.49	
Check: 103541 Type: W Date: 04/18/17 Vendor: ROSE ARPELLI Vendor#: 832454 Stat/Date: RECONCILED:04/19/17 Bank: 1																	
0001	Misc. office supplies for		0170354	0001	REIMBUR/APR	04/17/17	05	001	2110	512	0000	000000	813	00	013		19.99

Date: 05/04/2017
 Time: 8:02 am

GARFIELD HTS. BOARD OF EDUC.
 SORT BY ISSUE DATE
 CHECK DATES BETWEEN 04/01/2017 AND 04/30/2017
 WARRANT CHECKS

Page: 22
 (CHEKPY)

SEQ	DESCRIPTION	TRAN NUMBER	P.O. NUMBER	IT NO	INVOICE NUMBER	TRAN DATE	TI	FND	FUNC	OBJ	SCC	SUBJ	OU	IL	JOB	ITEM	AMOUNT
Check total:																\$19.99	
Check: 103542 Type: W Date: 04/18/17 Vendor: SHARON REGAN																Vendor#: 505290 Stat/Date: RECONCILED:04/19/17 Bank:	
0001	Reimbursement for		0171870	0001	S.R-3/23/17	03/23/17	05	572	2213	432	9017	000000	200	00	000		156.54
Check total:																\$156.54	
Check: 103543 Type: W Date: 04/18/17 Vendor: SHYLA URBAN																Vendor#: 832271 Stat/Date: RECONCILED:04/19/17 Bank:	
0001	Reimbursement for		0171828	0001	S.U-UDL	04/17/17	05	536	2213	432	917I	000000	500	00	000		384.26
Check total:																\$384.26	
Check: 103544 Type: W Date: 04/18/17 Vendor: SOCIAL THINKING PLUBLISING																Vendor#: 803383 Stat/Date: RECONCILED:04/28/17 Bank:	
0001	Zones of Regulation Three		0171768	0001	0058136	04/04/17	05	536	2213	511	917I	000000	500	00	000		26.50
0002	Shipping/handling		0171768	0002	0058136	04/04/17	05	536	2213	511	917I	000000	500	00	000		11.35
Check total:																\$37.85	
Check: 103545 Type: W Date: 04/18/17 Vendor: SUZANNE MALAK																Vendor#: 190544 Stat/Date: RECONCILED:04/19/17 Bank: 1	
0001	Reimbursment for		0171726	0001	S.M-3/11/17	03/11/17	05	001	2212	432	0000	000000	822	00	022		25.00
Check total:																\$25.00	
Check: 103546 Type: W Date: 04/18/17 Vendor: THE ILLUMINATING COMPANY																Vendor#: 090140 Stat/Date: RECONCILED:04/21/17 Bank: 1	
0001	Electric Service - Elmwoo		0171731	0001	90005856092	03/03/17	05	001	2720	451	0000	000000	100	00	007		3,235.29
0002	Electric Service - Maple		0171731	0002	90005856092	03/03/17	05	001	2720	451	0000	000000	200	00	007		4,477.14
0003	Electric Service - Willia		0171731	0003	90005856092	03/03/17	05	001	2720	451	0000	000000	400	00	007		6,433.53
0004	Electric Service - Middle		0171731	0004	90005856092	03/03/17	05	001	2720	451	0000	000000	500	00	007		6,794.81
0005	Electric Service - High S		0171731	0005	90005856092	03/03/17	05	001	2720	451	0000	000000	600	00	007		66,129.74
0006	Electric Service - Bus Ga		0171731	0006	90005856092	03/03/17	05	001	2720	451	0000	000000	700	00	007		9,691.76
0007	Electric Service -		0171731	0008	90005856092	03/03/17	05	001	2720	451	0000	000000	800	00	007		53.72
Check total:																\$96,815.99	
Check: 103547 Type: W Date: 04/18/17 Vendor: THERAPRO INC.																Vendor#: 199191 Stat/Date: RECONCILED:04/19/17 Bank:	
0001	VMI-6 forms for Occupatio		0171783	0001	IN462335	03/30/17	05	516	1231	511	9017	000000	813	00	013		429.88
Check total:																\$429.88	
Check: 103548 Type: W Date: 04/18/17 Vendor: THREE-Z INC.																Vendor#: 200167 Stat/Date: RECONCILED:04/21/17 Bank: 1	
		THREE Z TRUCKING & SUPPLY CO.															
0001	Misc. Mulch, Topsoil, Gar		0171832	0001	0180350-IN	04/10/17	05	001	2730	571	0000	000000	700	00	078		55.47
Check total:																\$55.47	
Check: 103549 Type: W Date: 04/18/17 Vendor: WELLNESSIQ, INC.																Vendor#: 803425 Stat/Date: RECONCILED:04/21/17 Bank: 1	
0001	Vitality Services includi		0171538	0001	0006752	04/10/17	05	024	2510	856	9241	000000	000	00	000		5.00
Check total:																\$5.00	
Check: 103550 Type: W Date: 04/18/17 Vendor: IRON MOUNTAIN																Vendor#: 090223 Stat/Date: RECONCILED:04/19/17 Bank: 1	

Date: 05/04/2017
 Time: 8:02 am

GARFIELD HTS. BOARD OF EDUC.
 SORT BY ISSUE DATE
 CHECK DATES BETWEEN 04/01/2017 AND 04/30/2017
 WARRANT CHECKS

Page: 23
 (CHEKPY)

SEQ	DESCRIPTION	TRAN NUMBER	P.O. NUMBER	IT NO	INVOICE NUMBER	TRAN DATE	TI	FND	FUNC	OBJ	SCC	SUBJ	OU	IL	JOB	ITEM	AMOUNT	
0001	Shredding Services for FY		0170623	0001	NRN0486.	03/31/17	05	001	2610	415	0000	000000	832	00	026		0.63	
																	Check total:	\$0.63
Check: 103551 Type: W Date: 04/18/17 Vendor: S.A.N.D., CHAPTER 43		Vendor#: 831811 Stat/Date: VOID: 04/21/17 Bank: 1																
0001	Lake Erie S.A.N.D. Yearly		0171881	0001	16-17 REG.	04/18/17	05	006	3190	434	0000	000000	500	00	000		40.00	
0002	Lake Erie S.A.N.D. Yearly		0171881	0002	16-17 REG.	04/18/17	05	006	3190	434	0000	000000	600	00	000		40.00	
																	Check total:	\$80.00
Check: 103553 Type: W Date: 04/20/17 Vendor: ALIGN,ASSESS,ACHIEVE		Vendor#: 803447 Stat/Date: RECONCILED:04/28/17 Bank:																
0001	Grade 2 Common Core Stand		0171871	0001	0004403	04/14/17	05	001	1110	511	9412	000000	200	00	002		15.00	
0002	Grade 3 Common Core Stand		0171871	0002	0004403	04/14/17	05	001	1110	511	9412	000000	200	00	002		15.00	
0003	Grade 4 common Core Stand		0171871	0003	0004403	04/14/17	05	001	1110	511	9412	000000	200	00	002		15.00	
0004	shipping		0171871	0004	0004403	04/14/17	05	001	1110	511	9412	000000	200	00	002		7.00	
																	Check total:	\$52.00
Check: 103554 Type: W Date: 04/20/17 Vendor: ANDERSON'S ALPHABET U		Vendor#: 803444 Stat/Date: RECONCILED:04/26/17 Bank:																
0001	Graduation Cap & Tassel S		0171720	0001	7030557	03/17/17	05	401	3260	512	9617	000000	412	00	000		151.80	
0002	Estimated Shipping		0171720	0002	7030557	03/17/17	05	401	3260	512	9617	000000	412	00	000		32.99	
																	Check total:	\$184.79
Check: 103555 Type: W Date: 04/20/17 Vendor: AT&T		Vendor#: 150101 Stat/Date: RECONCILED:04/24/17 Bank: 1																
0001	Telephone service for the		0170200	0001	216475810104	04/10/17	05	001	2910	441	0000	000000	000	00	007		1,572.61	
																	Check total:	\$1,572.61
Check: 103556 Type: W Date: 04/20/17 Vendor: BRITTANY LEONE		Vendor#: 833052 Stat/Date: RECONCILED:04/21/17 Bank:																
0001	Reimbursement for		0171827	0001	B.L-UDL	04/19/17	05	536	2213	432	917I	000000	500	00	000		201.32	
																	Check total:	\$201.32
Check: 103557 Type: W Date: 04/20/17 Vendor: CHARLES PARKER		Vendor#: 703263 Stat/Date: RECONCILED:04/24/17 Bank:																
0001	DIVISION III BASKETBALL -		0171834	0001	C.P-03/07/17.	04/20/17	05	022	4510	849	917B	000000	600	00	000		110.00	
																	Check total:	\$110.00
Check: 103558 Type: W Date: 04/20/17 Vendor: CITY OF CLEVELAND		Vendor#: 040220 Stat/Date: RECONCILED:04/24/17 Bank: 1																
					DIVISION OF WATER													
0001	Water Usage for Administr		0171396	0007	AdminBldg-04	04/10/17	05	001	2720	452	0000	000000	800	00	007		222.89	
0002	Water Usage for Garfield		0171396	0008	BlvdMtr-04	04/10/17	05	001	2720	452	0000	000000	706	00	007		17.65	
0003	Water Usage for Bus Garag		0171396	0006	BusGarage-04	04/10/17	05	001	2720	452	0000	000000	700	00	007		29.05	
0004	Water Usage for Elmwood S		0171396	0001	Elmwood-04.	04/10/17	05	001	2720	452	0000	000000	100	00	007		223.33	
0005	Water Usage for High Scho		0171396	0005	HighSchl-04.	04/10/17	05	001	2720	452	0000	000000	600	00	007		771.04	
0006	Water Usage for Maple Lea		0171396	0002	MapleLeaf-04.	04/10/17	05	001	2720	452	0000	000000	200	00	007		222.89	
0007	Water Usage for Middle Sc		0171396	0004	MiddleSchl-04.	04/10/17	05	001	2720	452	0000	000000	500	00	007		707.25	
0008	Water Usage for William F		0171396	0003	WmFoster-04.	04/10/17	05	001	2720	452	0000	000000	400	00	007		338.59	
																	Check total:	\$2,532.69
Check: 103559 Type: W Date: 04/20/17 Vendor: CONNECT		Vendor#: 120128 Stat/Date: RECONCILED:04/25/17 Bank: 1																

Date: 05/04/2017
 Time: 8:02 am

GARFIELD HTS. BOARD OF EDUC.
 SORT BY ISSUE DATE
 CHECK DATES BETWEEN 04/01/2017 AND 04/30/2017
 WARRANT CHECKS

Page: 24
 (CHEKPY)

SEQ	DESCRIPTION	TRAN NUMBER	P.O. NUMBER	IT NO	INVOICE NUMBER	TRAN DATE	TI	FND	FUNC	OBJ	SCC	SUBJ	OU	IL	JOB	ITEM	AMOUNT
0001	Quarterly Hardware Mainte		0170428	0001	0000439	04/01/17	05	001	2290	449	0000	000000	000	00	007		22.50
0002	Member Services FY17 \$13		0170441	0001	0000419	04/01/17	05	001	2290	449	0000	000000	000	00	007		12,538.50
0003	DASL Progressbook Licensi		0170441	0002	0000419	04/01/17	05	001	2290	449	0000	000000	000	00	007		5,738.78
Check total:																	\$18,299.78
Check: 103560 Type: W Date: 04/20/17 Vendor: CUSTOM ELECTRIC SERVICE Vendor#: 030767 Stat/Date: Bank: 1																	
0001	Battery for Bus 23		0171850	0001	0065161	04/06/17	05	001	2840	581	0000	000000	705	00	078		115.00
Check total:																	\$115.00
Check: 103561 Type: W Date: 04/20/17 Vendor: DIVERSITY INITIATIVES, INC. Vendor#: 832472 Stat/Date: RECONCILED:04/27/17 Bank:																	
0001	Open P.O. for professiona		0170545	0001	2016-017-L	04/11/17	05	572	2213	412	9017	000000	000	00	000		1,000.00
Check total:																	\$1,000.00
Check: 103562 Type: W Date: 04/20/17 Vendor: EDUCATIONAL SERVICE CENTER OF CUYAHOGA COUNTY Vendor#: 050183 Stat/Date: RECONCILED:04/24/17 Bank: 1																	
0001	Open PO for O.O.D. Tuitio		0171144	0001	GFD1860	04/12/17	05	001	1245	473	0000	000000	813	00	013		22,640.00
0002	Open PO for O.O.D. Tuitio		0171144	0001	GFD1861	04/11/17	05	001	1245	473	0000	000000	813	00	013		10,304.00
Check total:																	\$32,944.00
Check: 103563 Type: W Date: 04/20/17 Vendor: ELECTRICAL APPLIANCE REPAIR SERVICE, INC. Vendor#: 050300 Stat/Date: RECONCILED:04/25/17 Bank: 1																	
0001	Open repairs for HS ELM W		0171239	0001	8113702	03/14/17	05	006	3190	423	0000	000000	600	00	000		485.00
0002	Open repairs for HS ELM W		0171239	0001	8113703	03/14/17	05	006	3190	423	0000	000000	600	00	000		485.00
0003	Open repairs for HS ELM W		0171239	0001	8114054	03/25/17	05	006	3190	423	0000	000000	600	00	000		135.90
Check total:																	\$1,105.90
Check: 103564 Type: W Date: 04/20/17 Vendor: FISHER & PHILLIPS, LLP Vendor#: 832880 Stat/Date: RECONCILED:04/26/17 Bank: 1																	
0001	Fees for Legal Services f		0171562	0001	1066944	03/15/17	05	001	2490	418	0000	000000	831	00	024		18,947.50
0002	Fees for Legal Services f		0171788	0001	1073377	04/15/17	05	001	2490	418	0000	000000	831	00	024		21,824.00
Check total:																	\$40,771.50
Check: 103565 Type: W Date: 04/20/17 Vendor: GARFIELD ACE HARDWARE KM JONES, INC. Vendor#: 070148 Stat/Date: RECONCILED:04/21/17 Bank: 1																	
0001	Misc Parts for Buses and		0170090	0001	MARCH 2017	03/01/17	05	001	2840	581	0000	000000	705	00	078		70.53
0002	Misc maintenance products		0171205	0001	MARCH 2017	03/01/17	05	001	2720	572	0000	000000	703	00	078		686.19
Check total:																	\$756.72
Check: 103566 Type: W Date: 04/20/17 Vendor: IDEASTREAM Vendor#: 230417 Stat/Date: RECONCILED:04/26/17 Bank:																	
0001	Coaching for Elmwood - Gl		0170589	0001	0034714	04/12/17	05	572	2213	412	9017	000000	100	00	000		2,250.00
0002	Coaching for Maple Leaf -		0170589	0002	0034714	04/12/17	05	572	2213	412	9017	000000	200	00	000		2,250.00
0003	Coaching for William Fost		0170589	0003	0034714	04/12/17	05	572	2213	412	9017	000000	400	00	000		2,250.00
0004	Coaching for Middle Schoo		0170589	0005	0034714	04/12/17	05	536	2213	412	917I	000000	500	00	000		750.00
Check total:																	\$7,500.00
Check: 103567 Type: W Date: 04/20/17 Vendor: K12 SCHOOL CONSULTANTS, LLC Vendor#: 832024 Stat/Date: RECONCILED:04/21/17 Bank: 1																	

Date: 05/04/2017
 Time: 8:02 am

GARFIELD HTS. BOARD OF EDUC.
 SORT BY ISSUE DATE
 CHECK DATES BETWEEN 04/01/2017 AND 04/30/2017
 WARRANT CHECKS

Page: 25
 (CHEKPY)

SEQ	DESCRIPTION	TRAN NUMBER	P.O. NUMBER	IT NO	INVOICE NUMBER	TRAN DATE	TI	FND	FUNC	OBJ	SCC	SUBJ	OU	IL	JOB	ITEM	AMOUNT
0001	Open P.O. for Residence		0171524	0001	0003869	03/16/17	05	001	2174	419	0000	000000	811	00	011		50.00
0002	Open P.O. for Residence		0171524	0001	0003881	03/23/17	05	001	2174	419	0000	000000	811	00	011		575.00
0003	Open P.O. for Residence		0171524	0001	0003898	04/01/17	05	001	2174	419	0000	000000	811	00	011		441.00
Check total:																	\$1,066.00
Check: 103568 Type: W Date: 04/20/17 Vendor: MARIA KOLODZIEJ						Vendor#: 832332 Stat/Date: RECONCILED:04/21/17 Bank:											
0001	Reimbursement for		0171825	0001	M.K-UDL	04/19/17	05	536	2213	432	917I	000000	500	00	000		140.96
Check total:																	\$140.96
Check: 103569 Type: W Date: 04/20/17 Vendor: MEGAN RUTKOWSKI						Vendor#: 830662 Stat/Date: RECONCILED:04/21/17 Bank: 1											
0001	Reimbursement for use of		0170101	0001	JAN. 2017	04/19/17	05	001	2690	441	0000	000000	000	00	007		33.08
0002	Reimbursement for use of		0170101	0001	NOV-DEC.2016	04/19/17	05	001	2690	441	0000	000000	000	00	007		100.00
Check total:																	\$133.08
Check: 103570 Type: W Date: 04/20/17 Vendor: MINA MALAKOOTI						Vendor#: 130384 Stat/Date: RECONCILED:04/21/17 Bank:											
0001	Reimbursement for classro		0170333	0001	16-17REIMB.	04/19/17	05	516	1231	511	9017	000000	813	00	013		200.00
Check total:																	\$200.00
Check: 103571 Type: W Date: 04/20/17 Vendor: OHIO ASSOCIATION OF SCHOOL BUSINESS OFFICIALS						Vendor#: 150294 Stat/Date: RECONCILED:04/25/17 Bank: 1											
0001	Registration for Al Sluka		0171605	0001	0044302	02/27/17	05	001	2500	432	0000	000000	852	00	025		425.00
Check total:																	\$425.00
Check: 103572 Type: W Date: 04/20/17 Vendor: PALADIN PROTECTIVE SYSTEMS, IN						Vendor#: 831586 Stat/Date: RECONCILED:04/24/17 Bank: 1											
0001	open po to repair microph		0171814	0001	0078105	04/03/17	05	001	2211	429	0000	000000	815	00	015		195.75
0002	open po to repair microph		0171814	0001	0078501	04/10/17	05	001	2211	429	0000	000000	815	00	015		794.75
0003	Alarm system repair		0171822	0001	0078453	04/10/17	05	001	2720	429	0000	000000	700	00	078		484.20
Check total:																	\$1,474.70
Check: 103573 Type: W Date: 04/20/17 Vendor: PITNEY BOWES GLOBAL FINANCIAL SERVICES LLC						Vendor#: 160219 Stat/Date: RECONCILED:04/26/17 Bank: 1											
0001	Middle School Postage Mac		0170064	0002	3303266559	03/31/17	05	001	2421	443	0000	000000	500	00	005		179.00
Check total:																	\$179.00
Check: 103574 Type: W Date: 04/20/17 Vendor: PLANK ROAD PUBLISHING						Vendor#: 160224 Stat/Date: RECONCILED:04/25/17 Bank:											
0001	Combo Print/CDs & Downloa		0171812	0001	17-036502	04/11/17	05	001	1110	511	9412	000000	100	00	001		162.45
Check total:																	\$162.45
Check: 103575 Type: W Date: 04/20/17 Vendor: PLUMMASTER, INC.						Vendor#: 160339 Stat/Date: RECONCILED:04/25/17 Bank: 1											
0001	Plumbing parts		0171845	0001	520-01620638	04/11/17	05	001	2720	572	0000	000000	703	00	078		446.45
Check total:																	\$446.45
Check: 103576 Type: W Date: 04/20/17 Vendor: SARAVANAN BABU LLC SAUSALITO CATERING						Vendor#: 803424 Stat/Date: RECONCILED:04/25/17 Bank: 1											
0001	2017 Hall of Fame Banquet		0171596	0001	FINAL PAYMENT	04/20/17	05	018	4600	890	902G	000000	600	00	000		3,865.25

Date: 05/04/2017
 Time: 8:02 am

GARFIELD HTS. BOARD OF EDUC.
 SORT BY ISSUE DATE
 CHECK DATES BETWEEN 04/01/2017 AND 04/30/2017
 WARRANT CHECKS

Page: 26
 (CHEKPY)

SEQ	DESCRIPTION	TRAN NUMBER	P.O. NUMBER	IT NO	INVOICE NUMBER	TRAN DATE	TI	FND	FUNC	OBJ	SCC	SUBJ	OU	IL	JOB	ITEM	AMOUNT
Check total:																\$3,865.25	
Check: 103577 Type: W Date: 04/20/17 Vendor: SMITH, PETERS, KALAIL CO., L.P.A.		Vendor#: 020229 Stat/Date: RECONCILED:04/27/17 Bank: 1															
0001	Courier Fees for Records	0171868	0001	0042222	03/31/17	05	001	2490	418	0000	000000	831	00	024			31.62
Check total:																\$31.62	
Check: 103578 Type: W Date: 04/20/17 Vendor: STACEY COHN		Vendor#: 701038 Stat/Date: RECONCILED:04/21/17 Bank: 1															
0001	REIMBURSEMENT FOR PIES FO	0171795	0001	REIMBUR/MAR.	04/19/17	05	018	4600	890	952G	000000	500	00	000			23.20
Check total:																\$23.20	
Check: 103579 Type: W Date: 04/20/17 Vendor: STEPHANIE CZECH		Vendor#: 832272 Stat/Date: RECONCILED:04/21/17 Bank: 1															
0001	Reimbursement for	0171823	0001	S.C-UDL	04/19/17	05	536	2213	432	917I	000000	500	00	000			186.25
0002	REIMBURSEMENT FOR "LUNCH	0171853	0001	S.C-LUNCH	04/19/17	05	018	4600	890	952G	000000	500	00	000			30.63
Check total:																\$216.88	
(Multi-bank check)																	
Check: 103580 Type: W Date: 04/20/17 Vendor: TANSFINDER CORPORATION		Vendor#: 803418 Stat/Date: RECONCILED:04/25/17 Bank: 1															
0001	Transportation Management	0171376	0001	0027752	04/14/17	05	001	2810	415	0000	000000	705	00	078			12,745.00
0002	Training and Professional	0171376	0002	0027752	04/14/17	05	001	2810	415	0000	000000	705	00	078			4,100.00
Check total:																\$16,845.00	
Check: 103581 Type: W Date: 04/20/17 Vendor: TREASURER OF STATE OF OHIO		Vendor#: 200258 Stat/Date: RECONCILED:04/25/17 Bank: 1															
0001	Annual Finanacial Audit F	0171890	0001	29K33-03	03/31/17	05	001	2560	843	0000	000000	852	00	025			6,375.50
Check total:																\$6,375.50	
Check: 022244 Type: W Date: 04/24/17 Vendor: CHRISTY WALCOFF		Vendor#: 030292 Stat/Date: RECONCILED:04/25/17 Bank: 1															
0001	Spousal Reimbursement	0171488	0001	WALCOFF0415	04/24/17	05	024	2510	856	9241	000000	000	00	000			62.50
Check total:																\$62.50	
Check: 022245 Type: W Date: 04/24/17 Vendor: DARRELL COPELAND		Vendor#: 833066 Stat/Date: RECONCILED:04/25/17 Bank: 1															
0001	Spousal Reimbursement	0171488	0001	COPELAND0117	04/24/17	05	024	2510	856	9241	000000	000	00	000			125.00
0002	Spousal Reimbursement	0171488	0001	COPELAND0217	04/24/17	05	024	2510	856	9241	000000	000	00	000			125.00
0003	Spousal Reimbursement	0171488	0001	COPELAND0317	04/24/17	05	024	2510	856	9241	000000	000	00	000			125.00
0004	Spousal Reimbursement	0171488	0001	COPELAND0407	04/24/17	05	024	2510	856	9241	000000	000	00	000			62.50
0005	Spousal Reimbursement	0171488	0001	COPELAND1216	04/24/17	05	024	2510	856	9241	000000	000	00	000			125.00
Check total:																\$562.50	
Check: 022246 Type: W Date: 04/24/17 Vendor: JOWELL GRAY		Vendor#: 832286 Stat/Date: RECONCILED:04/25/17 Bank: 1															
0001	Spousal Reimbursement	0171488	0001	GRAY0417	04/24/17	05	024	2510	856	9241	000000	000	00	000			125.00
Check total:																\$125.00	
Check: 022247 Type: W Date: 04/24/17 Vendor: KARYN MAZZOLINI		Vendor#: 832674 Stat/Date: RECONCILED:04/25/17 Bank: 1															

Date: 05/04/2017
 Time: 8:02 am

GARFIELD HTS. BOARD OF EDUC.
 SORT BY ISSUE DATE
 CHECK DATES BETWEEN 04/01/2017 AND 04/30/2017
 WARRANT CHECKS

Page: 27
 (CHEKPY)

SEQ	DESCRIPTION	TRAN NUMBER	P.O. NUMBER	IT NO	INVOICE NUMBER	TRAN DATE	TI	FND	FUNC	OBJ	SCC	SUBJ	OU	IL	JOB	ITEM	AMOUNT	
0001	Spousal Reimbursement		0171488	0001	MAZZO0415	04/24/17	05	024	2510	856	9241	000000	000	00	000		57.82	
																	Check total:	\$57.82
Check: 022248 Type: W Date: 04/24/17 Vendor: KELLI BUTTOLPH Vendor#: 110220 Stat/Date: RECONCILED:04/25/17 Bank: 1																		
0001	Spousal Reimbursement		0171488	0001	BUTTOL0427	04/24/17	05	024	2510	856	9241	000000	000	00	000		62.50	
																	Check total:	\$62.50
Check: 022249 Type: W Date: 04/24/17 Vendor: LAUREN DIFRANCO Vendor#: 832278 Stat/Date: RECONCILED:04/25/17 Bank: 1																		
0001	Spousal Reimbursement		0171488	0001	DIFRANCO0413	04/24/17	05	024	2510	856	9241	000000	000	00	000		39.69	
																	Check total:	\$39.69
Check: 022250 Type: W Date: 04/24/17 Vendor: LEAH KEEFE Vendor#: 833067 Stat/Date: RECONCILED:04/25/17 Bank: 1																		
0001	Spousal Reimbursement		0171488	0001	KEEFE0117	04/24/17	05	024	2510	856	9241	000000	000	00	000		90.00	
0002	Spousal Reimbursement		0171488	0001	KEEFE0217	04/24/17	05	024	2510	856	9241	000000	000	00	000		90.00	
0003	Spousal Reimbursement		0171488	0001	KEEFE0317	04/24/17	05	024	2510	856	9241	000000	000	00	000		90.00	
0004	Spousal Reimbursement		0171488	0001	KEEFE0407	04/24/17	05	024	2510	856	9241	000000	000	00	000		45.00	
																	Check total:	\$315.00
Check: 022251 Type: W Date: 04/24/17 Vendor: LISA MULLINS Vendor#: 832331 Stat/Date: RECONCILED:04/25/17 Bank: 1																		
0001	Spousal Reimbursement		0171488	0001	MULLINS0417	04/24/17	05	024	2510	856	9241	000000	000	00	000		125.00	
																	Check total:	\$125.00
Check: 022252 Type: W Date: 04/24/17 Vendor: MATTHEW MIHALYOV Vendor#: 130081 Stat/Date: RECONCILED:04/25/17 Bank: 1																		
0001	Spousal Reimbursement		0171488	0001	MIHALYOV0417	04/24/17	05	024	2510	856	9241	000000	000	00	000		62.50	
																	Check total:	\$62.50
Check: 022253 Type: W Date: 04/24/17 Vendor: MEGAN RUTKOWSKI Vendor#: 830662 Stat/Date: RECONCILED:04/25/17 Bank: 1																		
0001	Spousal Reimbursement		0171488	0001	RUTKOW0117	04/24/17	05	024	2510	856	9241	000000	000	00	000		124.66	
0002	Spousal Reimbursement		0171488	0001	RUTKOW0217	04/24/17	05	024	2510	856	9241	000000	000	00	000		124.66	
0003	Spousal Reimbursement		0171488	0001	RUTKOW0317	04/24/17	05	024	2510	856	9241	000000	000	00	000		125.00	
0004	Spousal Reimbursement		0171488	0001	RUTKOW1116	04/24/17	05	024	2510	856	9241	000000	000	00	000		115.38	
0005	Spousal Reimbursement		0171488	0001	RUTKOW1216	04/24/17	05	024	2510	856	9241	000000	000	00	000		115.38	
																	Check total:	\$605.08
Check: 022254 Type: W Date: 04/24/17 Vendor: NICOLE RAMOS Vendor#: 832232 Stat/Date: RECONCILED:04/25/17 Bank: 1																		
0001	Spousal Reimbursement		0171488	0001	RAMOS0417	04/24/17	05	024	2510	856	9241	000000	000	00	000		125.00	
																	Check total:	\$125.00
Check: 022255 Type: W Date: 04/24/17 Vendor: STEPHANIE SEICHKO Vendor#: 832333 Stat/Date: RECONCILED:04/25/17 Bank: 1																		
0001	Spousal Reimbursement		0171488	0001	SEICHKO0217	04/24/17	05	024	2510	856	9241	000000	000	00	000		125.00	
0002	Spousal Reimbursement		0171488	0001	SEICHKO0317	04/24/17	05	024	2510	856	9241	000000	000	00	000		125.00	
																	Check total:	\$250.00

Date: 05/04/2017
 Time: 8:02 am

GARFIELD HTS. BOARD OF EDUC.
 SORT BY ISSUE DATE
 CHECK DATES BETWEEN 04/01/2017 AND 04/30/2017
 WARRANT CHECKS

Page: 28
 (CHEKPY)

SEQ	DESCRIPTION	TRAN NUMBER	P.O. NUMBER	IT NO	INVOICE NUMBER	TRAN DATE	TI	FND	FUNC	OBJ	SCC	SUBJ	OU	IL	JOB	ITEM	AMOUNT	
Check: 022256 Type: W Date: 04/24/17 Vendor: VICTORIA TOMASHESKI Vendor#: 220130 Stat/Date: RECONCILED:04/25/17 Bank: 1																		
0001	Spousal Reimbursement		0171488	0001	TOMASHESKI0417	04/24/17	05	024	2510	856	9241	000000	000	00	000		125.00	
																	Check total:	\$125.00
Check: 103583 Type: W Date: 04/24/17 Vendor: ALEXIS CROFF Vendor#: 703284 Stat/Date: Bank:																		
0001	student tutoring for Stud		0171914	0001	0000001	02/01/17	05	019	2219	419	914A	000000	000	00	000		130.00	
																	Check total:	\$130.00
Check: 103584 Type: W Date: 04/24/17 Vendor: COMDOC, INC. Vendor#: 030546 Stat/Date: RECONCILED:04/27/17 Bank: 1																		
0001	Printer Lease for 2016-20		0170088	0001	IN1917255	04/20/17	05	001	2211	429	0000	000000	815	00	015		442.86	
																	Check total:	\$442.86
Check: 103585 Type: W Date: 04/24/17 Vendor: DUNKIN DONUTS Vendor#: 832549 Stat/Date: Bank: 1																		
TURNEY DONUTS, LLC																		
0001	Order for March 2017 brea		0171645	0001	0199508	03/10/17	05	018	4600	890	902G	000000	600	00	000		171.56	
0002	Order for March 2017 brea		0171645	0001	0199509	03/24/17	05	018	4600	890	902G	000000	600	00	000		171.56	
																	Check total:	\$343.12
Check: 103586 Type: W Date: 04/24/17 Vendor: EDUCATIONAL FUNDING GROUP, INC Vendor#: 050185 Stat/Date: RECONCILED:04/27/17 Bank: 1																		
0001	16-17 Wireless project er		0171826	0003	03/21/17	04/24/17	05	001	2690	441	0000	000000	000	00	007		18,113.05	
0002	14-15 invoice		0171826	0002	05/25/16	04/24/17	05	001	2690	441	0000	000000	000	00	007		1,377.14	
0003	Fees for reimbursement fo		0171826	0001	06/02/16	04/24/17	05	001	2211	429	0000	000000	815	00	015		2,949.22	
																	Check total:	\$22,439.41
Check: 103587 Type: W Date: 04/24/17 Vendor: EDUCATIONAL SERVICE CENTER Vendor#: 050183 Stat/Date: RECONCILED:04/26/17 Bank: 1																		
OF CUYAHOGA COUNTY																		
0001	Substitute Service FY 201		0171395	0001	GFD1862	04/21/17	05	001	1190	411	0000	000000	000	00	007		10,514.70	
																	Check total:	\$10,514.70
Check: 103588 Type: W Date: 04/24/17 Vendor: EXIT 11 TRUCK TIRE Vendor#: 832294 Stat/Date: Bank: 1																		
SERVICE, INC.																		
0001	7/1/16 - 12/31/16 Misc Ti		0170063	0001	1-40833	04/18/17	05	001	2840	583	0000	000000	705	00	078		185.00	
																	Check total:	\$185.00
Check: 103589 Type: W Date: 04/24/17 Vendor: GOERGE JUNIOR REPUBLIC Vendor#: 803390 Stat/Date: RECONCILED:04/27/17 Bank: 1																		
0001	Blanket PO - School Tuiti		0171406	0001	3/01-31/17	03/01/17	05	001	1990	474	0000	000000	813	00	013		1,117.62	
																	Check total:	\$1,117.62
Check: 103590 Type: W Date: 04/24/17 Vendor: JASON OSBORNE Vendor#: 832929 Stat/Date: RECONCILED:04/25/17 Bank:																		
0001	Reimbursement for Glazier		0171669	0001	J.O-3/10/17	04/14/17	05	300	4510	590	926A	000000	600	00	000		90.31	
																	Check total:	\$90.31
Check: 103591 Type: W Date: 04/24/17 Vendor: JUNE GERACI Vendor#: 100265 Stat/Date: RECONCILED:04/25/17 Bank: 1																		

Date: 05/04/2017
 Time: 8:02 am

GARFIELD HTS. BOARD OF EDUC.
 SORT BY ISSUE DATE
 CHECK DATES BETWEEN 04/01/2017 AND 04/30/2017
 WARRANT CHECKS

Page: 29
 (CHEKPY)

SEQ	DESCRIPTION	TRAN NUMBER	P.O. NUMBER	IT NO	INVOICE NUMBER	TRAN DATE	TI	FND	FUNC	OBJ	SCC	ACCOUNT CODE DISTRIBUTION SUBJ OU IL JOB			ITEM	AMOUNT				
0001	Reimbursement for use of		0170089	0001	FEB-MAR.2017	04/24/17	05	001	2690	441	0000	000000	000	00	007		100.00			
0002	Reimbursement for use of		0170114	0001	FEB-MAR.2017	04/24/17	05	001	2690	441	0000	000000	000	00	007		50.00			
																	Check total:	\$150.00		
Check: 103592 Type: W Date: 04/24/17 Vendor: KELLY BETLEJEWSKI																		Vendor#: 830524 Stat/Date:	Bank: 1	
0001	Flowers for April 18 -		0171863	0001	0000022	04/18/17	05	018	4600	890	902G	000000	600	00	000		240.00			
																		Check total:	\$240.00	
Check: 103593 Type: W Date: 04/24/17 Vendor: OAND																			Vendor#: 803457 Stat/Date: RECONCILED:04/28/17 Bank: 1	
0001	Ohio Academy of Nutrition		0171887	0001	REG2017	04/18/17	05	006	3190	434	0000	000000	500	00	000		109.50			
0002	Ohio Academy of Nutrition		0171887	0002	REG2017	04/18/17	05	006	3190	434	0000	000000	600	00	000		109.50			
																		Check total:	\$219.00	
Check: 103594 Type: W Date: 04/24/17 Vendor: OHIO DEPARTMENT OF JOB AND FAMILY SERVICES																			Vendor#: 150120 Stat/Date:	Bank: 1
0001	UNEMPLOYMENT FEBRUARY 201		0171743	0001	3/22/17	04/07/17	05	001	2829	282	0000	000000	000	00	000		78.91			
																		Check total:	\$78.91	
Check: 103595 Type: W Date: 04/24/17 Vendor: PROACTIVE FIRST AID & SAFETY, INC.																			Vendor#: 831200 Stat/Date:	Bank: 1
0001	First Aid/Safety Supplies		0170377	0001	0004235	04/20/17	05	001	2810	512	0000	000000	705	00	007		70.95			
0002	First Aid Safety Supplies		0170377	0002	0004235	04/20/17	05	001	2610	512	0000	000000	832	00	026		144.90			
																		Check total:	\$215.85	
Check: 103596 Type: W Date: 04/24/17 Vendor: PSI																			Vendor#: 160275 Stat/Date: RECONCILED:04/28/17 Bank:	
0001	Registered Nurse, Medical		0170229	0001	0111626	04/12/17	05	001	2130	413	0000	000000	811	00	011		10,972.39			
0002	Title I Tutoring Sevices		0170923	0001	0111329	04/11/17	05	572	3260	411	9017	000000	000	00	000		4,988.00			
0003	Title I Tutoring Sevices		0170923	0001	0111356	04/11/17	05	572	3260	411	9017	000000	000	00	000		795.50			
0004	Title I Tutoring Sevices		0170923	0001	0111607	04/11/17	05	572	3260	411	9017	000000	000	00	000		903.00			
0005	Title I Tutoring Sevices		0171454	0002	0111459	04/11/17	05	572	3260	411	9017	000000	000	00	000		182.75			
																		Check total:	\$17,841.64	
(Multi-bank check)																				
Check: 103597 Type: W Date: 04/24/17 Vendor: SCHOOL HEALTH ALERT																			Vendor#: 832012 Stat/Date:	Bank: 1
0001	School Health Alert Newsl		0171787	0001	X36997	04/04/17	05	001	2130	514	0000	000000	811	00	011		99.00			
																		Check total:	\$99.00	
Check: 103598 Type: W Date: 04/24/17 Vendor: STEVE'S SPORTS, INC																			Vendor#: 190000 Stat/Date: RECONCILED:04/26/17 Bank: 1	
0001	polos and jackets		0171656	0001	0014489	03/25/17	05	018	4600	890	902G	000000	600	00	000		292.00			
																		Check total:	\$292.00	
Check: 103599 Type: W Date: 04/24/17 Vendor: SWINGS-N-THINGS STRIKE ZONE INC.																			Vendor#: 190587 Stat/Date: RECONCILED:04/28/17 Bank: 1	
0001	2017 After Promm - \$500.0		0171083	0002	05/12-13/17	04/21/17	05	018	4600	890	902G	000000	600	00	000		500.00			
																		Check total:	\$500.00	

Date: 05/04/2017
 Time: 8:02 am

GARFIELD HTS. BOARD OF EDUC.
 SORT BY ISSUE DATE
 CHECK DATES BETWEEN 04/01/2017 AND 04/30/2017
 WARRANT CHECKS

Page: 30
 (CHEKPY)

SEQ	DESCRIPTION	TRAN NUMBER	P.O. NUMBER	IT NO	INVOICE NUMBER	TRAN DATE	TI	FND	FUNC	OBJ	SCC	SUBJ	OU	IL	JOB	ITEM	AMOUNT
Check: 103600 Type: W Date: 04/24/17 Vendor: THE ILLUMINATING COMPANY Vendor#: 090140 Stat/Date: RECONCILED:04/26/17 Bank: 1																	
0001	Electric Service - Elmwoo	0171731	0001	90005899704	04/03/17	05	001	2720	451	0000	000000	100	00	007		3,718.98	
0002	Electric Service - Maple	0171731	0002	90005899704	04/03/17	05	001	2720	451	0000	000000	200	00	007		4,124.45	
0003	Electric Service - Willia	0171731	0003	90005899704	04/03/17	05	001	2720	451	0000	000000	400	00	007		6,282.99	
0004	Electric Service - Middle	0171731	0004	90005899704	04/03/17	05	001	2720	451	0000	000000	500	00	007		7,495.99	
0005	Electric Service - High S	0171731	0005	90005899704	04/03/17	05	001	2720	451	0000	000000	600	00	007		55,545.60	
0006	Electric Service - Bus Ga	0171731	0006	90005899704	04/03/17	05	001	2720	451	0000	000000	700	00	007		9,873.48	
0007	Electric Service -	0171731	0008	90005899704	04/03/17	05	001	2720	451	0000	000000	800	00	007		248.28	
0008	Electric Service - Elmwoo	0171731	0001	90005917529	04/14/17	05	001	2720	451	0000	000000	100	00	007		260.28	
0009	Electric Service - Maple	0171731	0002	90005917529	04/14/17	05	001	2720	451	0000	000000	200	00	007		178.91	
0010	Electric Service - Willia	0171731	0003	90005917529	04/14/17	05	001	2720	451	0000	000000	400	00	007		162.22	
0011	Electric Service - Middle	0171731	0004	90005917529	04/14/17	05	001	2720	451	0000	000000	500	00	007		924.20	
0012	Electric Service - High S	0171731	0005	90005917529	04/14/17	05	001	2720	451	0000	000000	600	00	007		841.07	
0013	Electric Service - HS Sta	0171731	0009	90005917529	04/14/17	05	001	2720	451	0000	000000	915	00	007		1,357.41	
																Check total:	\$91,013.86
Check: 103601 Type: W Date: 04/24/17 Vendor: THOMAS CROFF Vendor#: 703283 Stat/Date: Bank:																	
0001	Student tutoring for STud	0171912	0001	0000001	02/01/17	05	019	2219	419	914A	000000	000	00	000		130.00	
																Check total:	\$130.00
Check: 103602 Type: W Date: 04/24/17 Vendor: W.B. MASON CO., INC. Vendor#: 831162 Stat/Date: RECONCILED:04/28/17 Bank:																	
0001	headphones	0171777	0001	I43126631	04/04/17	05	001	1130	511	9412	000000	600	00	006		366.00	
																Check total:	\$366.00
Check: 103603 Type: W Date: 04/24/17 Vendor: CARL HAMILTON Vendor#: 700113 Stat/Date: Bank:																	
0001	HS Girls Spring	0171666	0002	C.H-04/13/17	04/24/17	05	300	4530	419	926A	000000	600	00	000		65.00	
																Check total:	\$65.00
Check: 103604 Type: W Date: 04/24/17 Vendor: CHRIS RAHEL Vendor#: 702912 Stat/Date: Bank:																	
0001	HS Girls Spring	0171666	0002	C.R-04/13/17	04/24/17	05	300	4530	419	926A	000000	600	00	000		65.00	
																Check total:	\$65.00
Check: 103605 Type: W Date: 04/24/17 Vendor: DANIEL BARRINGER Vendor#: 700154 Stat/Date: Bank:																	
0001	HS Boys Spring	0171666	0001	D.B-04/18/14	04/24/17	05	300	4510	419	926A	000000	600	00	000		65.00	
																Check total:	\$65.00
Check: 103606 Type: W Date: 04/24/17 Vendor: DANIEL HODOUS Vendor#: 700200 Stat/Date: Bank:																	
0001	HS Girls Spring	0171666	0002	D.H-03/23/17	04/24/17	05	300	4530	419	926A	000000	600	00	000		65.00	
																Check total:	\$65.00
Check: 103607 Type: W Date: 04/24/17 Vendor: FRAN GAREAU Vendor#: 701569 Stat/Date: Bank:																	
0001	HS Girls Spring	0171666	0002	F.G-04/14/17	04/24/17	05	300	4530	419	926A	000000	600	00	000		65.00	

Date: 05/04/2017
 Time: 8:02 am

GARFIELD HTS. BOARD OF EDUC.
 SORT BY ISSUE DATE
 CHECK DATES BETWEEN 04/01/2017 AND 04/30/2017
 WARRANT CHECKS

Page: 31
 (CHEKPY)

SEQ	DESCRIPTION	TRAN NUMBER	P.O. NUMBER	IT NO	INVOICE NUMBER	TRAN DATE	TI	FND	FUNC	OBJ	SCC	DISTRIBUTION SUBJ	OU	IL	JOB	ITEM	AMOUNT
Check total:																\$65.00	
Check: 103608 Type: W Date: 04/24/17 Vendor: GREG GALLITZ																Vendor#: 703285 Stat/Date: RECONCILED:04/28/17 Bank:	
0001	HS Boys Spring		0171666	0001	G.G-04/13/17	04/24/17	05	300	4510	419	926A	000000	600	00	000		65.00
Check total:																\$65.00	
Check: 103609 Type: W Date: 04/24/17 Vendor: LOU BARLE																Vendor#: 700596 Stat/Date: RECONCILED:04/26/17 Bank:	
0001	HS Girls Spring		0171666	0002	L.B-04/05/17	04/24/17	05	300	4530	419	926A	000000	600	00	000		65.00
0002	HS Boys Spring		0171666	0001	L.B-04/14/17	04/24/17	05	300	4510	419	926A	000000	600	00	000		65.00
Check total:																\$130.00	
Check: 103610 Type: W Date: 04/24/17 Vendor: MICHAEL ANZALONE																Vendor#: 701791 Stat/Date: Bank:	
0001	HS Girls Spring		0171666	0002	M.A-04/14/17	04/24/17	05	300	4530	419	926A	000000	600	00	000		65.00
Check total:																\$65.00	
Check: 103611 Type: W Date: 04/24/17 Vendor: PETE GASPARRO																Vendor#: 702201 Stat/Date: Bank:	
0001	HS Girls Spring		0171666	0002	P.G-04/13/17	04/24/17	05	300	4530	419	926A	000000	600	00	000		65.00
Check total:																\$65.00	
Check: 103612 Type: W Date: 04/24/17 Vendor: ROBERT EMOND																Vendor#: 702711 Stat/Date: Bank:	
0001	HS Boys Spring		0171666	0001	R.E-04/14/17	04/24/17	05	300	4510	419	926A	000000	600	00	000		65.00
Check total:																\$65.00	
Check: 103613 Type: W Date: 04/24/17 Vendor: RON BARBIERI																Vendor#: 701007 Stat/Date: Bank:	
0001	HS Boys Spring		0171666	0001	R.B-04/18/17	04/24/17	05	300	4510	419	926A	000000	600	00	000		65.00
Check total:																\$65.00	
Check: 103614 Type: W Date: 04/24/17 Vendor: STEVE TRAINA																Vendor#: 702889 Stat/Date: Bank:	
0001	HS Boys Spring		0171666	0001	S.T-04/18/17	04/24/17	05	300	4510	419	926A	000000	600	00	000		65.00
Check total:																\$65.00	
Check: 103615 Type: W Date: 04/24/17 Vendor: TIM MADDOCKS																Vendor#: 702932 Stat/Date: RECONCILED:04/28/17 Bank:	
0001	HS Girls Spring		0171666	0002	T.M-4/14/17	04/24/17	05	300	4530	419	926A	000000	600	00	000		65.00
Check total:																\$65.00	
Check: 103616 Type: W Date: 04/24/17 Vendor: TOM BALICKY																Vendor#: 702876 Stat/Date: Bank:	
0001	HS Girls Spring		0171666	0002	T.B-03/23/17	04/24/17	05	300	4530	419	926A	000000	600	00	000		65.00
Check total:																\$65.00	
Check: 103617 Type: W Date: 04/24/17 Vendor: WILLIAM KOVALAK																Vendor#: 702855 Stat/Date: Bank:	
0001	HS Boys Spring		0171666	0001	W,K-04/14/17	04/24/17	05	300	4510	419	926A	000000	600	00	000		65.00

Date: 05/04/2017
 Time: 8:02 am

GARFIELD HTS. BOARD OF EDUC.
 SORT BY ISSUE DATE
 CHECK DATES BETWEEN 04/01/2017 AND 04/30/2017
 WARRANT CHECKS

Page: 32
 (CHEKPY)

SEQ	DESCRIPTION	TRAN NUMBER	P.O. NUMBER	IT NO	INVOICE NUMBER	TRAN DATE	TI	FND	FUNC	OBJ	SCC	DISTRIBUTION SUBJ	OU	IL	JOB	ITEM	AMOUNT	
0002	HS Boys Spring		0171666	0001	W.K-04/14/17	04/24/17	05	300	4510	419	926A	000000	600	00	000		65.00	
																	Check total:	\$130.00
Check: 103618 Type: W Date: 04/26/17 Vendor: KEVIN WHITE																		Bank:
0001	recipient Borgio Humanita		0171944	0001	Scholarship	04/25/17	05	007	3900	881	996B	000000	600	00	000		250.00	
																	Check total:	\$250.00
Check: 103619 Type: W Date: 04/26/17 Vendor: MELISSA HAMED																		Bank:
0001	receptient Borgio Humanita		0171940	0001	Scholarship	04/25/17	05	007	3900	881	996B	000000	600	00	000		250.00	
																	Check total:	\$250.00
Check: 103620 Type: W Date: 04/26/17 Vendor: PAUL NEWRONES																		Bank:
0001	receptient Borgio Humanita		0171941	0001	Scholarship	04/25/17	05	007	3900	881	996B	000000	600	00	000		250.00	
																	Check total:	\$250.00
Check: 103621 Type: W Date: 04/26/17 Vendor: RACHEL WHILE																		Bank:
0001	recipient Borgio Humanita		0171939	0001	Scholarship	04/25/17	05	007	3900	881	996B	000000	600	00	000		250.00	
																	Check total:	\$250.00
Check: 103622 Type: W Date: 04/26/17 Vendor: AIR CONTROL PRODUCTS																		Bank: 1
0001	VAV motors for High Schoo		0171700	0001	0033439	04/20/17	05	001	2740	573	0000	000000	700	00	078		740.00	
																	Check total:	\$740.00
Check: 103623 Type: W Date: 04/26/17 Vendor: APRIL SMITH																		Bank:
0001	Reimbursement for		0171824	0001	A.S-UDL	03/28/17	05	536	2213	432	917I	000000	500	00	000		146.79	
																	Check total:	\$146.79
Check: 103624 Type: W Date: 04/26/17 Vendor: BARNES & NOBLE COLLEGE BOOKSELLERS, LLC																		Bank:
0001	Kent State Books- Diamond		0171808	0001	0584504	04/08/17	05	001	1130	522	9412	000000	600	00	006		188.65	
																	Check total:	\$188.65
Check: 103625 Type: W Date: 04/26/17 Vendor: CENTRAL PURCHASING OFFICE DIOCESE OF CLEVELAND																		Bank:
0001	Staples File Folders, 5 c		0171794	0001	00168227	04/18/17	05	401	3260	512	9617	000000	412	00	000		17.99	
0002	Avery Two Pocket Folders		0171794	0002	00168227	04/18/17	05	401	3260	512	9617	000000	412	00	000		19.36	
0003	HP05X Black Toner Cartrid		0171796	0001	00168217	04/18/17	05	401	3260	512	9617	000000	412	00	000		307.09	
0004	HP53X, Black Toner Cartri		0171851	0001	00168248	04/18/17	05	401	3260	512	9617	000000	412	00	000		191.19	
																	Check total:	\$535.63
Check: 103626 Type: W Date: 04/26/17 Vendor: CENTURYLINK BUSINESS SERVICES																		Bank: 1
0001	Monthly charges for long		0170319	0001	1406843103	04/15/17	05	001	2910	441	0000	000000	000	00	007		5.04	
																	Check total:	\$5.04

Date: 05/04/2017
 Time: 8:02 am

GARFIELD HTS. BOARD OF EDUC.
 SORT BY ISSUE DATE
 CHECK DATES BETWEEN 04/01/2017 AND 04/30/2017
 WARRANT CHECKS

Page: 33
 (CHEKPY)

SEQ	DESCRIPTION	TRAN NUMBER	P.O. NUMBER	IT NO	INVOICE NUMBER	TRAN DATE	TI	FND	FUNC	OBJ	SCC	SUBJ	OU	IL	JOB	ITEM	AMOUNT
Check: 103627 Type: W Date: 04/26/17 Vendor: DISPLAY DIMENSIONS Vendor#: 803426 Stat/Date: Bank:																	
0001	2 - 3 sided captain score		0171548	0001	229727096	02/06/17	05	300	4510	640	926A	000000	600	00	000		2,310.00
Check total: \$2,310.00																	
Check: 103628 Type: W Date: 04/26/17 Vendor: GRAINGER Vendor#: 070438 Stat/Date: Bank: 1																	
0001	Misc building supplies		0170196	0001	9402009295	03/30/17	05	001	2720	572	0000	000000	703	00	078		17.17
0002	Misc building supplies		0170196	0001	9408938281	04/06/17	05	001	2720	572	0000	000000	703	00	078		17.58
0003	Misc building supplies		0170196	0001	9411828420	04/10/17	05	001	2720	572	0000	000000	703	00	078		50.70
Check total: \$85.45																	
Check: 103629 Type: W Date: 04/26/17 Vendor: HOUGHTON MIFFLIN HARCOURT PUBLISHING CO. Vendor#: 080141 Stat/Date: Bank:																	
0001	Holt McDougal Interactive		0171738	0001	952999674	03/21/17	05	401	3260	512	9617	000000	412	00	000		488.40
0002	Holt McDougal Interactive		0171738	0002	952999674	03/21/17	05	401	3260	512	9617	000000	412	00	000		444.00
0003	Estimated Shipping		0171738	0003	952999674	03/21/17	05	401	3260	512	9617	000000	412	00	000		98.28
Check total: \$1,030.68																	
Check: 103630 Type: W Date: 04/26/17 Vendor: INTERIOR SUPPLY Vendor#: 832843 Stat/Date: RECONCILED:04/27/17 Bank: 1																	
0001	FRP wallboard and supplie		0171791	0001	CL00402964-001	04/06/17	05	001	2720	572	0000	000000	703	00	078		52.16
0002	FRP wallboard and supplie		0171791	0001	CL00489729-001	04/06/17	05	001	2720	572	0000	000000	703	00	078		395.22
Check total: \$447.38																	
Check: 103631 Type: W Date: 04/26/17 Vendor: JOHNSTONE SUPPLY Vendor#: 100088 Stat/Date: Bank: 1																	
0001	Parts for building mainte		0171368	0001	S2689311.002	04/19/17	05	001	2720	572	0000	000000	703	00	078		523.20
0002	Parts for building mainte		0171368	0001	S2732112.001	04/20/17	05	001	2720	572	0000	000000	703	00	078		421.89
0003	Parts for building mainte		0171368	0001	S2732560.001	04/21/17	05	001	2720	572	0000	000000	703	00	078		4.27
Check total: \$949.36																	
Check: 103632 Type: W Date: 04/26/17 Vendor: KALAHARI RESORT & CONVENTION LMN DEVELOPMENT LLC Vendor#: 831778 Stat/Date: Bank:																	
0001	3 rooms for 2 night for I		0171904	0001	05/1-2/17	04/26/17	05	536	2213	432	917I	000000	500	00	000		714.00
Check total: \$714.00																	
Check: 103633 Type: W Date: 04/26/17 Vendor: KELLY BETLEJEWSKI Vendor#: 830524 Stat/Date: Bank: 1																	
0001	HOF / flowers /4/21/17		0171876	0001	0000789	04/21/17	05	018	4600	890	902G	000000	600	00	000		100.00
Check total: \$100.00																	
Check: 103634 Type: W Date: 04/26/17 Vendor: MCGRAW-HILL SCHOOL EDUCATION HOLDINGS, LLC Vendor#: 130457 Stat/Date: Bank:																	
0001	Social Studies Textbooks,		0171737	0001	97086203001	03/23/17	05	401	3260	512	9617	000000	412	00	000		3,726.00
Check total: \$3,726.00																	
Check: 103635 Type: W Date: 04/26/17 Vendor: OHIO CAT Vendor#: 831749 Stat/Date: Bank: 1																	
0001	H/S generator repair and		0171690	0001	WO200197536	04/11/17	05	001	2740	423	0000	000000	700	00	078		282.39

Date: 05/04/2017
 Time: 8:02 am

GARFIELD HTS. BOARD OF EDUC.
 SORT BY ISSUE DATE
 CHECK DATES BETWEEN 04/01/2017 AND 04/30/2017
 WARRANT CHECKS

Page: 34
 (CHEKPY)

SEQ	DESCRIPTION	TRAN NUMBER	P.O. NUMBER	IT NO	INVOICE NUMBER	TRAN DATE	TI	FND	FUNC	OBJ	SCC	DISTRIBUTION SUBJ	OU	IL	JOB	ITEM	AMOUNT	
0002	Bus 18 Water Pump		0171706	0001	20R017047	04/06/17	05	001	2840	581	0000	000000	705	00	078		196.34-	
0003	Bus 18 Water Pump		0171706	0001	PS200133093	03/09/17	05	001	2840	581	0000	000000	705	00	078		436.31	
																	Check total:	\$522.36
Check: 103636 Type: W Date: 04/26/17 Vendor: PIONEER MANUFACTURING CO. Vendor#: 160207 Stat/Date: Bank: 1																		
0001	chalk, field dry, paint,		0171866	0001	INV634017	04/17/17	05	001	2730	571	0000	000000	700	00	078		873.95	
																	Check total:	\$873.95
Check: 103637 Type: W Date: 04/26/17 Vendor: PREMIER PRINTING & PROMOTIONS Vendor#: 831968 Stat/Date: Bank:																		
0001	self stick easel pad		0171859	0001	4-164089	04/19/17	05	001	1110	511	9412	000000	200	00	002		119.99	
0002	Self Stick 3x3 notes		0171859	0002	4-164089	04/19/17	05	001	1110	511	9412	000000	200	00	002		16.98	
0003	Dry Erase markers Black		0171859	0003	4-164089	04/19/17	05	001	1110	511	9412	000000	200	00	002		59.99	
0004	UNIVERSAL TAPE		0171859	0004	4-164089	04/19/17	05	001	1110	511	9412	000000	200	00	002		21.99	
																	Check total:	\$218.95
Check: 103638 Type: W Date: 04/26/17 Vendor: SCHOLASTIC MAGAZINES Vendor#: 190133 Stat/Date: Bank:																		
0001	Let's Find Out Magazine		0171790	0001	M6165692	04/04/17	05	401	3260	512	9617	000000	412	00	000		288.75	
																	Check total:	\$288.75
Check: 103639 Type: W Date: 04/26/17 Vendor: SCHOOL NURSE SUPPLY, INC. Vendor#: 190019 Stat/Date: Bank:																		
0001	Clinic Supplies, per atta		0171849	0001	0628095-IN	04/11/17	05	401	3260	512	9617	000000	412	00	000		273.95	
																	Check total:	\$273.95
Check: 103640 Type: W Date: 04/26/17 Vendor: SUBURBAN SCHOOL TRANSPORTATION Vendor#: 190275 Stat/Date: Bank: 1																		
0001	O.O.D. Transportation Ope		0171893	0001	0066751	04/20/17	05	001	2821	483	0000	000000	813	00	013		17,114.00	
																	Check total:	\$17,114.00
Check: 103641 Type: W Date: 04/26/17 Vendor: ZANER-BLOSER Vendor#: 832277 Stat/Date: Bank:																		
0001	Student workbooks, per		0171852	0001	10107348	04/12/17	05	401	3260	512	9617	000000	412	00	000		1,286.20	
																	Check total:	\$1,286.20
Check: 103643 Type: W Date: 04/27/17 Vendor: CINTAS CORPORATION Vendor#: 832680 Stat/Date: Bank: 1																		
0001	linen service for Middle		0171359	0001	012-07618-02	02/07/17	05	006	3190	429	0000	000000	500	00	000		347.90	
0002	linen service for High		0171359	0002	012-07618-02	02/07/17	05	006	3190	429	0000	000000	600	00	000		347.90	
																	Check total:	\$695.80
Check: 103644 Type: W Date: 04/27/17 Vendor: CLEVELAND COCA-COLA BOTTLING COMAPNY Vendor#: 030384 Stat/Date: Bank: 1																		
0001	Beverage purchase for HS		0171228	0001	10300802-03	03/06/17	05	006	3120	560	0000	000000	600	00	000		1,341.28	
0002	beverages for Middle Scho		0171363	0001	10300802-03	03/06/17	05	006	3120	560	0000	000000	500	00	000		843.60	
																	Check total:	\$2,184.88
Check: 103645 Type: W Date: 04/27/17 Vendor: DAIRYMENS/ BORDEN DAIRY OF OHIO Vendor#: 040073 Stat/Date: Bank: 1																		

Date: 05/04/2017
 Time: 8:02 am

GARFIELD HTS. BOARD OF EDUC.
 SORT BY ISSUE DATE
 CHECK DATES BETWEEN 04/01/2017 AND 04/30/2017
 WARRANT CHECKS

Page: 35
 (CHEKPY)

SEQ	DESCRIPTION	TRAN NUMBER	P.O. NUMBER	IT NO	INVOICE NUMBER	TRAN DATE	TI	FND	FUNC	OBJ	SCC	SUBJ	OU	IL	JOB	ITEM	AMOUNT
0001	milk for HS WF & ELM Jan-		0171236	0001	1411697	03/11/17	05	006	3120	560	0000	000000	600	00	000		1,433.90
0002	milk for HS WF & ELM Jan-		0171236	0001	1421553	03/18/17	05	006	3120	560	0000	000000	600	00	000		1,205.15
0003	milk for HS WF & ELM Jan-		0171236	0001	1431282	03/25/17	05	006	3120	560	0000	000000	600	00	000		1,119.84
0004	milk for HS WF & ELM Jan-		0171236	0001	1448406	04/01/17	05	006	3120	560	0000	000000	600	00	000		388.00
0005	milk/juice for		0171357	0001	1411697	03/11/17	05	006	3120	560	0000	000000	500	00	000		1,085.10
0006	milk/juice for		0171357	0001	1421553	03/18/17	05	006	3120	560	0000	000000	500	00	000		766.55
0007	milk/juice for		0171357	0001	1431282	03/25/17	05	006	3120	560	0000	000000	500	00	000		945.85
0008	milk/juice for		0171357	0001	1448406	04/01/17	05	006	3120	560	0000	000000	500	00	000		397.40
Check total:																	\$7,341.79
Check: 103646 Type: W Date: 04/27/17 Vendor: DESCON, INC.												Vendor#: 040294 Stat/Date:		Bank: 1			
0001	Signage for William Foste		0171869	0001	0252037	04/18/17	05	006	3120	560	0000	000000	600	00	000		355.00
Check total:																	\$355.00
Check: 103647 Type: W Date: 04/27/17 Vendor: JOSHEN PAPER & PACKAGING												Vendor#: 100209 Stat/Date:		Bank: 1			
0001	paper product for HS WF E		0171230	0001	3934932	03/01/17	05	006	3120	560	0000	000000	600	00	000		1,184.85
0002	paper product for HS WF E		0171230	0001	3939015	03/08/17	05	006	3120	560	0000	000000	600	00	000		436.37
0003	paper product for HS WF E		0171230	0001	3945005	03/16/17	05	006	3120	560	0000	000000	600	00	000		496.56
0004	paper product for HS WF E		0171230	0001	3946989	03/20/17	05	006	3120	560	0000	000000	600	00	000		22.00-
0005	paper product for HS WF E		0171230	0001	3948359	03/21/17	05	006	3120	560	0000	000000	600	00	000		629.59
Check total:																	\$2,725.37
Check: 103648 Type: W Date: 04/27/17 Vendor: NICKLES BAKERY												Vendor#: 140329 Stat/Date:		Bank: 1			
0001	Bread order for HS ELM WF		0171229	0001	01-0114587-03	03/20/17	05	006	3120	560	0000	000000	600	00	000		99.91
0002	Bread order for HS ELM WF		0171229	0001	01-0135491-03	03/20/17	05	006	3120	560	0000	000000	600	00	000		236.43
0003	Bread order for HS ELM WF		0171229	0001	01-0135517-03	03/06/17	05	006	3120	560	0000	000000	600	00	000		222.01
0004	bread,rolls, buns for		0171364	0001	01-0273961-03	03/06/17	05	006	3120	560	0000	000000	500	00	000		297.83
Check total:																	\$856.18
Check: 103649 Type: W Date: 04/27/17 Vendor: APPLE INC.												Vendor#: 010451 Stat/Date: RECONCILED:04/28/17		Bank:			
0001	Apple TV (4th generation)		0171256	0001	4429281878	02/28/17	05	536	1120	511	917I	000000	500	00	000		1,043.00
0002	Apple Care for iPad Air 2		0171256	0003	4429281878	02/28/17	05	536	1120	511	917I	000000	500	00	000		553.00
0003	iPad Air 2		0171256	0002	4430082461	03/07/17	05	536	1120	511	917I	000000	500	00	000		2,653.00
0004	Apple TV (4th generation)		0171256	0001	4620242707	03/15/17	05	536	1120	511	917I	000000	500	00	000		1,043.00-
Check total:																	\$3,206.00
Check: 103650 Type: W Date: 04/27/17 Vendor: ARIS COMPANY												Vendor#: 832440 Stat/Date:		Bank:			
0001	port a potties /spring sp		0171781	0002	0242728	04/16/17	05	300	4530	590	926A	000000	600	00	000		79.00
0002	port a potties / spring		0171781	0001	0242729	04/16/17	05	300	4510	590	926A	000000	600	00	000		158.00
Check total:																	\$237.00
Check: 103651 Type: W Date: 04/27/17 Vendor: DAVID PALMER												Vendor#: 832254 Stat/Date: RECONCILED:04/28/17		Bank: 1			
0001	Reimbursement for use of		0171379	0001	APRIL 2017	04/27/17	05	001	2690	441	0000	000000	000	00	007		50.00
Check total:																	\$50.00

Date: 05/04/2017
 Time: 8:02 am

GARFIELD HTS. BOARD OF EDUC.
 SORT BY ISSUE DATE
 CHECK DATES BETWEEN 04/01/2017 AND 04/30/2017
 WARRANT CHECKS

Page: 36
 (CHEKPY)

SEQ	DESCRIPTION	TRAN NUMBER	P.O. NUMBER	IT NO	INVOICE NUMBER	TRAN DATE	TI	FND	FUNC	OBJ	SCC	DISTRIBUTION SUBJ	OU	IL	JOB	ITEM	AMOUNT
Check: 103652 Type: W Date: 04/27/17 Vendor: GWEN ABRAHAM		Vendor#: 070582 Stat/Date: RECONCILED:04/28/17 Bank: 1															
0001	Reimbursement for end of y	0171932	0001		REIMBUR/APR	04/22/17	05	018	4600	890	912G	000000	100	00	000		259.88
Check total: \$259.88																	
Check: 103653 Type: W Date: 04/27/17 Vendor: N E O R S D		Vendor#: 140295 Stat/Date: Bank: 1															
0001	Administrate Building Sew	0170828	0007		AdminBldg-04	04/10/17	05	001	2720	452	0000	000000	800	00	007		420.28
0002	Garfield Blvd. Building S	0170828	0008		BlvdMtr-04	04/10/17	05	001	2720	452	0000	000000	706	00	007		65.40
0003	Bus Garage Sewage Fees	0170828	0006		BusGarage-04	04/10/17	05	001	2720	452	0000	000000	700	00	007		28.98
0004	Elmwood Sewage Fees	0170828	0001		Elmwood-04	04/10/17	05	001	2720	452	0000	000000	100	00	007		353.39
0005	High School Sewage Fees	0170828	0005		HighSchl-04	04/10/17	05	001	2720	452	0000	000000	600	00	007		1,482.60
0006	Middle School Sewage Fees	0170828	0004		MiddleSchl-04	04/10/17	05	001	2720	452	0000	000000	500	00	007		3.60
Check total: \$2,354.25																	
Check: 103654 Type: W Date: 04/27/17 Vendor: NORTH COAST THERAPY ASSOCIATES, LLC		Vendor#: 080346 Stat/Date: Bank: 1															
0001	Open PO for Physical Ther	0171933	0001		0000015	03/31/17	05	001	2181	413	0000	000000	813	00	013		5,687.50
Check total: \$5,687.50																	
Check: 103655 Type: W Date: 04/27/17 Vendor: OHSAA		Vendor#: 832737 Stat/Date: RECONCILED:04/28/17 Bank:															
0001	weight management program	0171780	0001	17	WR WGT MGT	04/21/17	05	300	4510	590	926A	000000	600	00	000		30.00
Check total: \$30.00																	
Check: 103656 Type: W Date: 04/27/17 Vendor: PREMIER PRINTING & PROMOTIONS		Vendor#: 831968 Stat/Date: Bank: 1															
0001	HOF Mugs/favors	0171877	0001		4-164049	04/11/17	05	018	4600	890	902G	000000	600	00	000		680.89
Check total: \$680.89																	
Check: 103657 Type: W Date: 04/27/17 Vendor: QWESTCOM GRAPHICS, INC.		Vendor#: 831164 Stat/Date: Bank: 1															
0001	Printing of district docu	0171929	0001		0024924	04/14/17	05	001	2610	461	0000	000000	832	00	026		225.00
Check total: \$225.00																	
Check: 103658 Type: W Date: 04/27/17 Vendor: STEVE'S SPORTS, INC		Vendor#: 190000 Stat/Date: Bank:															
0001	DIII BBK nets	0171761	0001		0015499	03/23/17	05	022	4510	849	917B	000000	600	00	000		30.00
0002	MS BB supplies/B	0171785	0001		0015473	03/21/17	05	300	4510	590	926A	000000	600	00	000		347.50
0003	MS SB supplies/G	0171785	0002		0015473	03/21/17	05	300	4530	590	926A	000000	600	00	000		347.50
0004	track supplies/B	0171786	0001		0015524	03/24/17	05	300	4510	590	926A	000000	600	00	000		445.50
0005	track supplies/G	0171786	0002		0015524	03/24/17	05	300	4530	590	926A	000000	600	00	000		445.50
Check total: \$1,616.00																	
Check: 103659 Type: W Date: 04/27/17 Vendor: SYNCB/AMAZON		Vendor#: 832047 Stat/Date: Bank: 1															
0001	Technology items for WF	0171195	0001		AMZ-04/10/17	03/22/17	05	001	2211	511	0000	000000	400	00	004		255.40
0002	CLASSROOM SUPPLIES	0171343	0001		AMZ-04/10/17	03/15/17	05	001	1120	511	9412	000000	500	00	005		7.99
0003	Misc. maintenance items	0171475	0001		AMZ-04/10/17	03/17/17	05	001	2720	572	0000	000000	703	00	078		667.88
0004	Supplies	0171507	0001		AMZ-04/10/17	03/20/17	05	001	2211	511	0000	000000	100	00	001		278.34

Date: 05/04/2017
 Time: 8:02 am

GARFIELD HTS. BOARD OF EDUC.
 SORT BY ISSUE DATE
 CHECK DATES BETWEEN 04/01/2017 AND 04/30/2017
 WARRANT CHECKS

Page: 37
 (CHEKPY)

SEQ	DESCRIPTION	TRAN NUMBER	P.O. NUMBER	IT NO	INVOICE NUMBER	TRAN DATE	TI	FND	FUNC	OBJ	SCC	SUBJ	OU	IL	JOB	ITEM	AMOUNT
0005	Classroom Materials neede		0171639	0001	AMZ-04/10/17	03/07/17	05	001	1110	511	9412	000000	100	00	001		447.03
0006	projector light		0171647	0001	AMZ-04/10/17	03/10/17	05	001	2421	512	0000	000000	600	00	006		9.93
0007	Tech supplies to repair d		0171687	0001	AMZ-04/10/17	03/08/17	05	001	2211	423	0000	000000	815	00	015		63.37
0008	Personalizing 21st Centur		0171709	0001	AMZ-04/10/17	03/11/17	05	001	2213	411	0000	000000	822	00	022		118.80
0009	Whoa stuff! Blue Box Part		0171714	0001	AMZ-04/10/17	03/14/17	05	018	4600	890	922G	000000	200	00	000		97.20
0010	Materials needed for ZONE		0171728	0001	AMZ-04/10/17	03/17/17	05	018	4600	890	908P	000000	100	00	000		47.89
0011	OFFICE SUPPLIES		0171740	0001	AMZ-04/10/17	03/22/17	05	001	2421	512	9412	000000	500	00	005		276.26
0012	SHIPPING		0171740	0002	AMZ-04/10/17	03/22/17	05	001	2421	512	9412	000000	500	00	005		26.69
0013	Find it Games-Wildlife th		0171758	0001	AMZ-04/10/17	04/06/17	05	001	1110	511	9412	000000	200	00	002		19.82
0014	Find it Games-Pirates		0171758	0002	AMZ-04/10/17	04/06/17	05	001	1110	511	9412	000000	200	00	002		19.99
0015	Find it Games-At the Beac		0171758	0003	AMZ-04/10/17	04/06/17	05	001	1110	511	9412	000000	200	00	002		21.85
0016	Find it Games-Dinosaurs-T		0171758	0004	AMZ-04/10/17	04/06/17	05	001	1110	511	9412	000000	200	00	002		39.98
0017	Find it Games-EWW Gross-T		0171758	0005	AMZ-04/10/17	04/06/17	05	001	1110	511	9412	000000	200	00	002		59.85
0018	Neiko 53925A Adjustable S		0171758	0006	AMZ-04/10/17	04/06/17	05	001	1110	511	9412	000000	200	00	002		23.98
0019	Play Doh 36 Can Mega Pack		0171758	0007	AMZ-04/10/17	04/06/17	05	001	1110	511	9412	000000	200	00	002		25.27
0020	Theraboand profession non		0171758	0008	AMZ-04/10/17	04/06/17	05	001	1110	511	9412	000000	200	00	002		44.71
0021	Dazzling toys mesh squish		0171758	0009	AMZ-04/10/17	04/06/17	05	001	1110	511	9412	000000	200	00	002		14.99
0022	PBIS PRIZES		0171789	0001	AMZ-04/10/17	04/06/17	05	018	4600	890	952G	000000	500	00	000		332.66
0023	Samsung Bluetooth System		0171810	0001	AMZ-04/10/17	04/05/17	05	018	4600	890	912G	000000	100	00	000		199.94

Check total: \$3,099.82

(Multi-bank check)

Check: 103660 Type: W Date: 04/27/17 Vendor: TERRANCE OLSZEWSKI Vendor#: 200129 Stat/Date: RECONCILED:04/28/17 Bank: 1

0001	Plants for Board of Educa		0171897	0001	REIMBUR/APR	04/24/17	05	001	2310	446	0000	000000	900	00	007		51.96
Check total: \$51.96																	

Check: 103661 Type: W Date: 04/27/17 Vendor: TIFFANY'S PIZZA Vendor#: 832705 Stat/Date: Bank:

0001	refreshments winter sport		0171764	0001	03/20/17	03/20/17	05	300	4510	590	926A	000000	600	00	000		187.45
0002	refreshments winter sport		0171764	0002	03/20/17	03/20/17	05	300	4530	590	926A	000000	600	00	000		187.45
Check total: \$374.90																	

Check: 103662 Type: W Date: 04/27/17 Vendor: TROPHY SHOP Vendor#: 200152 Stat/Date: Bank:

0001	winter sports banquet awa		0171762	0001	00010640	03/17/17	05	300	4510	590	926A	000000	600	00	000		211.60
0002	winter sports banquet awa		0171762	0002	00010640	03/17/17	05	300	4530	590	926A	000000	600	00	000		211.60
Check total: \$423.20																	

Check: 022257 Type: W Date: 04/28/17 Vendor: BRAD LAMBERT Vendor#: 831231 Stat/Date: Bank: 1

0001	Spousal Reimbursement		0171488	0001	LAMBERT0317	04/28/17	05	024	2510	856	9241	000000	000	00	000		114.60
Check total: \$114.60																	

Check: 022258 Type: W Date: 04/28/17 Vendor: KARYN MAZZOLINI Vendor#: 832674 Stat/Date: Bank: 1

0001	Spousal Reimbursement		0171488	0001	MAZZO0428	04/28/17	05	024	2510	856	9241	000000	000	00	000		57.82
Check total: \$57.82																	

Check: 022259 Type: W Date: 04/28/17 Vendor: KATIE SKOCDOPOLE Vendor#: 832866 Stat/Date: Bank: 1

Date: 05/04/2017
 Time: 8:02 am

GARFIELD HTS. BOARD OF EDUC.
 SORT BY ISSUE DATE
 CHECK DATES BETWEEN 04/01/2017 AND 04/30/2017
 WARRANT CHECKS

Page: 39
 (CHEKPY)

SEQ	DESCRIPTION	TRAN NUMBER	P.O. NUMBER	IT NO	INVOICE NUMBER	TRAN DATE	TI	FND	FUNC	OBJ	SCC	SUBJ	OU	IL	JOB	ITEM	AMOUNT					
0001	HS Girls Spring		0171666	0002	D,D-04/22/17	04/28/17	05	300	4530	419	926A	000000	600	00	000		65.00					
0002	HS Girls Spring		0171666	0002	D.D-04/22/17	04/28/17	05	300	4530	419	926A	000000	600	00	000		65.00					
																	Check total:	\$130.00				
Check: 103666 Type: W Date: 04/28/17 Vendor: DAVID GROPP																Vendor#:	702277	Stat/Date:		Bank:		
0001	MS Girls Spring		0171666	0004	D.G-04/13/17	04/28/17	05	300	4530	419	926A	000000	500	00	000		50.00					
																	Check total:	\$50.00				
Check: 103667 Type: W Date: 04/28/17 Vendor: FRANK SEVER																Vendor#:	702843	Stat/Date:		Bank:		
0001	HS Girls Spring		0171666	0002	F.S-04/21/17	04/28/17	05	300	4530	419	926A	000000	600	00	000		65.00					
																	Check total:	\$65.00				
Check: 103668 Type: W Date: 04/28/17 Vendor: GARY FRANTZ																Vendor#:	700364	Stat/Date:		Bank:		
0001	HS Boys Spring		0171666	0001	G.F-04/19/17	04/28/17	05	300	4510	419	926A	000000	600	00	000		65.00					
																	Check total:	\$65.00				
Check: 103669 Type: W Date: 04/28/17 Vendor: JAMES LOYNS																Vendor#:	703286	Stat/Date:		Bank:		
0001	HS Boys Spring		0171666	0001	J.R-SEASON	04/28/17	05	300	4510	419	926A	000000	600	00	000		1,620.00					
																	Check total:	\$1,620.00				
Check: 103670 Type: W Date: 04/28/17 Vendor: JUSTIN BURTON																Vendor#:	703239	Stat/Date:		Bank:		
0001	MS Boys Spring		0171666	0003	J.B-04/18/17	04/28/17	05	300	4510	419	926A	000000	500	00	000		50.00					
																	Check total:	\$50.00				
Check: 103671 Type: W Date: 04/28/17 Vendor: MATTHEW MOERHING																Vendor#:	700799	Stat/Date:		Bank:		
0001	MS Boys Spring		0171666	0003	M.M-04/13/17	04/28/17	05	300	4510	419	926A	000000	500	00	000		50.00					
																	Check total:	\$50.00				
Check: 103672 Type: W Date: 04/28/17 Vendor: MICHAEL KONEY																Vendor#:	702610	Stat/Date:		Bank:		
0001	HS Girls Spring		0171666	0002	M.K-04/21/17	04/28/17	05	300	4530	419	926A	000000	600	00	000		65.00					
																	Check total:	\$65.00				
Check: 103673 Type: W Date: 04/28/17 Vendor: RONALD SCHELL																Vendor#:	700838	Stat/Date:	VOID:	04/28/17	Bank:	
0001	HS Girls Spring		0171666	0002	R.S-04/21/17	04/28/17	05	300	4530	419	926A	000000	600	00	000		65.00					
																	Check total:	\$65.00				
Check: 103674 Type: W Date: 04/28/17 Vendor: SCOTT KITSON																Vendor#:	702716	Stat/Date:		Bank:		
0001	HS Boys Spring		0171666	0001	S.K-04/19/17	04/28/17	05	300	4510	419	926A	000000	600	00	000		65.00					
																	Check total:	\$65.00				
Check: 103675 Type: W Date: 04/28/17 Vendor: TIM HASSING																Vendor#:	702871	Stat/Date:		Bank:		

Date: 05/04/2017
 Time: 8:02 am

GARFIELD HTS. BOARD OF EDUC.
 SORT BY ISSUE DATE
 CHECK DATES BETWEEN 04/01/2017 AND 04/30/2017
 WARRANT CHECKS

Page: 40
 (CHEKPY)

SEQ	DESCRIPTION	TRAN NUMBER	P.O. NUMBER	IT NO	INVOICE NUMBER	TRAN DATE	TI	FND	FUNC	OBJ	SCC	SUBJ	OU	IL	JOB	ITEM	AMOUNT
0001	HS Girls Spring		0171666	0002	T,H-04/22/17	04/28/17	05	300	4530	419	926A	000000	600	00	000		65.00
0002	HS Girls Spring		0171666	0002	T.H-04/22/17	04/28/17	05	300	4530	419	926A	000000	600	00	000		65.00
Check total:																	\$130.00
Check: 103676 Type: W Date: 04/28/17 Vendor: TOM BALICKY Vendor#: 702876 Stat/Date: Bank:																	
0001	MS Girls Spring		0171666	0004	T.B-04/21/17	04/28/17	05	300	4530	419	926A	000000	500	00	000		50.00
Check total:																	\$50.00
Check: 103677 Type: W Date: 04/28/17 Vendor: FISHER AUTO PART INC Vendor#: 803379 Stat/Date: Bank: 1																	
0001	10/15/16 - 12/31/16 Misc		0170960	0001	0629906	09/28/17	05	001	2840	581	0000	000000	705	00	078		48.84
0002	10/15/16 - 12/31/16 Misc		0170960	0001	554-013466	02/23/17	05	001	2840	581	0000	000000	705	00	078		20.70
Check total:																	\$69.54
Check: 103678 Type: W Date: 04/28/17 Vendor: CITY OF CLEVELAND PUBLIC AUDITORIUM Vendor#: 030400 Stat/Date: Bank: 1																	
0001	GHHS commencement 5/26/20		0171997	0001	DEPOSIT	04/21/17	05	001	2310	425	0000	000000	900	00	007		1,000.00
Check total:																	\$1,000.00
V	VOIDED CHECKS	5			CHECK TOTALS												12,692.50
R	RECONCILED CHECKS	250			CHECK TOTALS												1,143,465.36

W	WARRANT CHECKS	346			CHECK TOTALS												1,218,954.11
M	MEMO CHECKS	0			CHECK TOTALS												0.00
B	REFUND CHECKS	0			CHECK TOTALS												0.00
I	INVESTMENT CHECKS	0			CHECK TOTALS												0.00
T	TRANSFER CHECKS	0			CHECK TOTALS												0.00
D	DISTRIBUTION CHECKS	0			CHECK TOTALS												0.00
C	PAYROLL CHECKS	0			CHECK TOTALS												0.00
	MISSING CHECKS	0															
**	TOTAL CHECKS (LESS VOIDED)	341	**	TOTAL NET													1,206,261.61
***	TOTAL CHECKS WRITTEN	346	***	GRAND TOTALS													1,218,954.11

SCHEDULE OF INVESTMENTS

Schedule of Investments
March 2017

<u>FINANCIAL</u> <u>INSTITUTION</u>	<u>INVESTMENT</u> <u>TYPE</u>	<u>COST</u>		<u>MARKET</u> <u>VALUE</u>	<u>YIELD</u> <u>RATE</u>	<u>MATURITY</u> <u>DATE</u>
Citizens Bank	Public Super NOW	\$ 9,745.35		\$ 9,745.35	0.00	N/A
Citizens Bank	Municipal Money Market	\$ 70,764.12		\$ 70,764.12	0.00	N/A
Independence Bank	Certificate of Deposit	\$ 500,000.00		\$ 500,000.00	0.50	10-May-17
Independence Bank	Certificate of Deposit	\$ 100,000.00		\$ 100,000.00	0.50	24-Oct-17
Huntington	Money Mkt Sweep	\$ 88,396.25		\$ 88,396.25	0.00	N/A
PNC Bank	Business Perf Money Market	\$ 4,032.50		\$ 4,032.50	0.05	N/A
Red Tree Investment	Money Mkt Fund	\$ 8,003.00	1	\$ 8,003.00	0.00	N/A
Red Tree Investment	Agency Note	\$ 69,930.00	1	\$ 69,862.17	1.02	30-Apr-18
Red Tree Investment	Agency Note	\$ 90,000.00	1	\$ 89,734.41	1.00	27-Jul-18
Red Tree Investment	Agency Note	\$ 90,000.00	1	\$ 89,655.11	1.30	24-May-19
Red Tree Investment	Agency Note	\$ 94,672.25	1	\$ 93,910.16	1.00	19-Jul-19
Red Tree Investment	Agency Note	\$ 90,000.00	1	\$ 87,671.88	1.42	27-Jul-20
Red Tree Investment	Agency Note	\$ 100,000.00	1	\$ 97,760.20	1.00	28-Aug-20
Red Tree Investment	Certificate of Deposit	\$ 129,805.00	2	\$ 130,199.03	1.23	23-Oct-17
Red Tree Investment	Certificate of Deposit	\$ 135,000.00	2	\$ 135,441.04	1.56	22-Oct-18
Red Tree Investment	Certificate of Deposit	\$ 99,700.00	2	\$ 101,265.30	2.07	13-Oct-20
Red Tree Investment	Certificate of Deposit	\$ 109,890.00	2	\$ 111,377.86	2.27	28-Oct-20
Red Tree Investment	Certificate of Deposit	\$ 75,000.00	3	\$ 73,795.12	1.76	17-Jun-21
Red Tree Investment	Agency Discount Note	\$ 114,047.75	2	\$ 114,109.55	0.84	01-Feb-18
Red Tree Investment	Agency Discount Note	\$ 168,196.16	2	\$ 168,444.16	1.08	20-Mar-18
Red Tree Investment	Accrued Interest	\$ -		\$ 3,332.98	1.08	
STAROhio	State Pool	\$ 5,091,373.66		\$ 5,669,394.52	0.80	N/A
Total Investment Amount		\$ 7,238,556.04		\$ 7,816,894.71		

	<u>Cost</u> <u>Totals by Type</u>	<u>Market Value</u> <u>Totals by Type</u>	<u>Percentage of</u> <u>Portfolio</u>
Money Mkt/NOW/Checking	\$ 176,908.72	\$ 176,908.72	2.44%
Certificate of Deposits	\$ 1,149,395.00	\$ 1,152,078.35	15.88%
U. S. Treasury Note	-	-	0.00%
Agency Notes*	816,846.16	811,147.64	11.28%
Business Perf Money Market	4,032.50	4,032.50	0.06%
Agency Discount Note	-	-	0.00%
Commercial Paper	-	-	0.00%
Accrued Interest	-	3,332.98	
State Pool	5,091,373.66	5,669,394.52	70.34%
	\$ 7,238,556.04	\$ 7,816,894.71	100.00%

1. Agency Notes consist of Federal Home Loan Bank and Mtg Assoc.

2. Certificates of Deposit include Firstbank of Puerto Rico, PR, Comenity Capital Bank, UT, American Express Centurion Bank, Capital One Nation Assoc.

3. Wells Fargo Bank, SD

SM2

DATE: 05/04/2017
 TIME: 08:11:33

FORM SM-2
 OHIO DEPARTMENT OF EDUCATION - OFFICE OF SCHOOL MANAGEMENT ASSISTANCE
 ANNUAL SPENDING PLAN (CURRENT OPERATION - GENERAL FUND ONLY - O.R.C. 5705.391)

PAGE: 1

SCHOOL DISTRICT: GARFIELD HTS. BOARD OF EDUC. IRN # 044040 COUNTY: CUYAHOGA FISCAL YEAR: 2017 MONTH: 04
 APRIL 2017

	MONTHLY ESTIMATE	MONTHLY ACTUAL	MONTHLY DIFFERENCE	FISCAL YTD ESTIMATE	FISCAL YTD ACTUAL	FISCAL YTD DIFFERENCE
REVENUES						
01.010 General Property (Real Estate)	0	0	0	14,079,800	14,455,958	376,158
01.020 Tangible Personal Property Tax	0	0	0	784,225	805,561	21,336
01.030 Income Tax	0	0	0	0	0	0
01.035 Unrestricted Grants-in-Aid	1,780,000	1,760,493	19,507-	18,385,044	18,427,695	42,651
01.040 Restricted Grants-in-Aid	98,000	105,613	7,613	1,016,122	1,036,125	20,003
01.045 Restricted Grants-in-Aid - SFSF	0	0	0	0	0	0
01.050 Property Tax Allocation	0	0	0	1,252,151	1,384,366	132,215
01.060 All Other Operating Revenue	20,000	99,130-	119,130-	641,631	662,142	20,511
01.070 Total Revenue	1,898,000	1,766,976	131,024-	36,158,973	36,771,847	612,874
OTHER FINANCING SOURCES						
02.010 Proceeds from Sale of Notes	0	0	0	0	0	0
02.020 State Emergency Loans & Advancements (Approved)	0	0	0	0	0	0
02.040 Operating Transfers-In	0	0	0	0	0	0
02.050 Advances-In	0	0	0	475,420	475,420	0
02.060 All Other Financing Sources	0	0	0	0	0	0
02.070 Total Other Financing Sources	0	0	0	475,420	475,420	0
02.080 Total Revenues and Other Financing Sources	1,898,000	1,766,976	131,024-	36,634,393	37,247,267	612,874
EXPENDITURES						
03.010 Personal Services	1,810,000	1,780,671	29,329-	19,755,057	19,833,322	78,265
03.020 Employees' Retirement/Insurance Benefits	773,800	697,764	76,036-	7,011,429	6,957,295	54,134-
03.030 Purchased Services	784,500	1,090,397	305,897	6,834,801	7,510,115	675,314
03.040 Supplies and Materials	200,000	14,905	185,095-	969,302	782,346	186,956-
03.050 Capital Outlay	0	0	0	352,136	449,621	97,485
03.060 Intergovernmental	0	0	0	0	0	0
04.010 Debt Service: All Principal (Historical)	0	0	0	0	0	0
04.020 Debt Service: Principal - Notes	0	0	0	0	0	0
04.030 Debt Service: Principal - State Loans	0	0	0	0	0	0
04.040 Debt Service: Principal - State Advancements	0	0	0	0	0	0
04.050 Debt Service: Principal - HB 264 Loans	0	0	0	0	0	0
04.055 Debt Service: Principal - Other	0	0	0	282,814	282,814	0
04.060 Debt Service: Interest and Fiscal Charges	0	0	0	0	0	0
04.300 Other Objects	15,000	12,413	2,587-	596,041	615,108	19,067
04.500 Total Expenditures	3,583,300	3,596,150	12,850	35,801,580	36,430,621	629,041
OTHER FINANCING USES						
05.010 Operating Transfers - Out	0	67,500	67,500	67,500	67,500	0
05.020 Advances - Out	0	0	0	0	0	0
05.030 All Other Financing Uses	0	0	0	0	0	0
05.040 Total Other Financing Uses	0	67,500	67,500	67,500	67,500	0
05.050 Total Expenditure and Other Financing Uses	3,583,300	3,663,650	80,350	35,869,080	36,498,121	629,041
06.010 Excess Rev & Oth Financing Sources over(under) Exp &	1,685,300-	1,896,674-	211,374-	765,313	749,146	16,167-
07.010 Beginning Cash Balance	3,262,914	3,458,121	195,207	812,301	812,301	0
07.020 Ending Cash Balance	1,577,614	1,561,447	16,167-	1,577,614	1,561,447	16,167-
08.010 Outstanding Encumbrances	0	1,531,605	1,531,605	0	1,531,605	1,531,605

TRANSFERS AND ADVANCES



Garfield Heights City School District

Five Year Forecast Financial Report

May, 2017

Table of Contents

	<u>PAGE #</u>
Table of Contents	2
Executive Summary	3
Revenue Overview	4
1.010 - General Property Tax (Real Estate)	5
1.020 - Public Utility Personal Property	6
1.030 - Income Tax	7
1.035 - Unrestricted Grants-in-Aid	8
1.040 & 1.045 - Restricted Grants-in-Aid	9
1.050 - Property Tax Allocation	10
1.060 - All Other Operating Revenues	11
2.070 - Total Other Financing Sources	12
Expenditures Overview	13
3.010 - Personnel Services	14
3.020 - Employee Benefits	15
3.030 - Purchased Services	16
3.040 - Supplies and Materials	17
3.050 - Capital Outlay	18
3.060 - 4.060 - Intergovernmental & Debt	19
4.300 - Other Objects	20
5.040 - Total Other Financing Uses	21
Forecast Compare	22
Five Year Forecast	23
Three Year Forecast	24
Three Year Percent Changes - Three Year Average	25
State Funding Projection Detailed Note	26
Employee Insurance Benefits Detailed Note	27
Purchased Services Detailed Notes	28-30
Materials/Supplies Detailed Note	31

Forecast Purpose/Objectives

Ohio Department of Education's purposes/objectives for the five-year forecast are:

1. To engage the local board of education and the community in the long range planning and discussions of financial issues facing the school district.
2. To serve as a basis for determining the school district's ability to sign the certificate required by O.R.C. §5705.412, commonly known as the "412 certificate."
3. To provide a method for the Department of Education and Auditor of State to identify school districts with potential financial problems.

Five Year Forecast - Simplified Statement

	Fiscal Year 2017	Fiscal Year 2018	Fiscal Year 2019	Fiscal Year 2020	Fiscal Year 2021
Beginning Balance	768,365	691,702	727,727	260,491	(768,926)
+ Revenue	42,868,401	43,533,786	44,670,266	45,910,243	47,096,143
+ Proposed Renew/Replacement Levies	-	-	-	-	-
+ Proposed New Levies	-	-	-	-	-
- Expenditures	(42,945,064)	(43,497,760)	(45,137,502)	(46,939,660)	(48,739,243)
= Revenue Surplus or Deficit	(76,663)	36,025	(467,236)	(1,029,417)	(1,643,100)
Ending Balance	691,702	727,727	260,491	(768,926)	(2,412,027)
Revenue Surplus or Deficit w/o Levies	(76,663)	36,025	(467,236)	(1,029,417)	(1,643,100)
Ending Balance w/o Levies	691,702	727,727	260,491	(768,926)	(2,412,027)

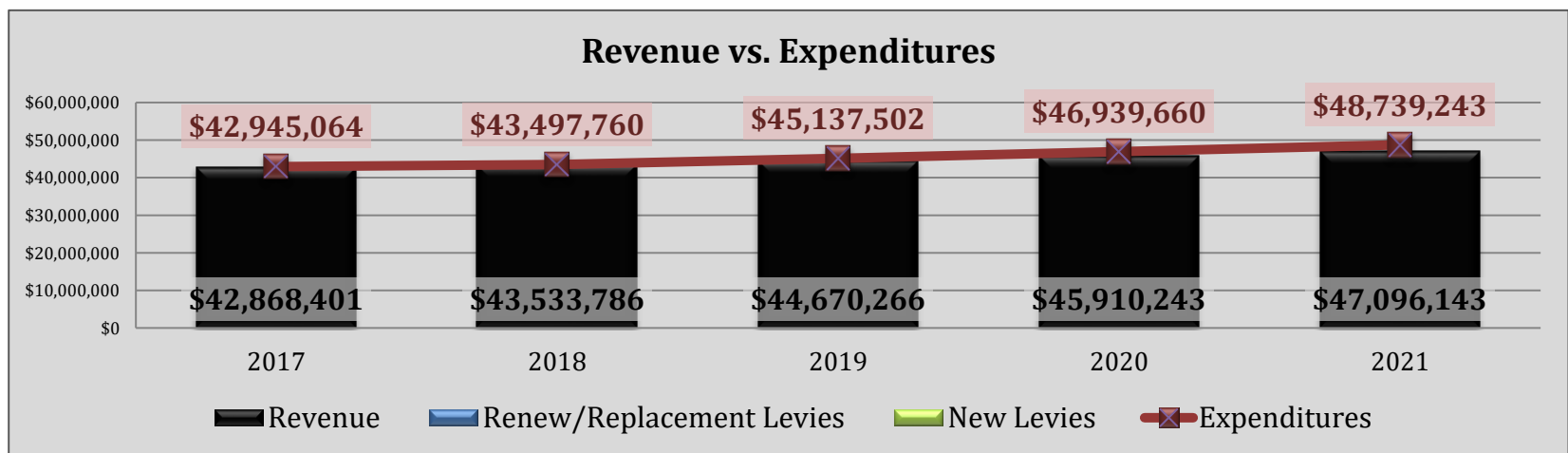
Summary:

For projected fiscal years 2017 through 2021, the forecast is only showing a Revenue Surplus in FY18 with the more significant Revenue Deficits starting in FY19 stretching through FY2021. Carryover balance remains positive through the end of 2019 and then due to the revenue deficits shows the district in a deficit fund balance status beginning in 2020. The district will need to address the deficit position within the next year and a half.

ADM estimates are included in the forecast and assumes no significant change in enrollment. The District continues to closely monitor enrollment numbers to assess the academic needs of our students and the impact on state funding to the district.

The Notes & Assumptions explained in more detail by revenue and expenditure areas in this report are key variables to the projections and the decisions necessary to balance the budget. The assumptions are those that management believes are significant to the forecast. However, because circumstances and conditions assumed in projections frequently do not occur as expected, and are based on information existing at the time projections are prepared, there will usually be differences between projected and actual results.

The states current biennium budget ends June 30, 2017. The State Legislature has not approved a biennium budget (HB64) which covers state school funding for 2018 and 2019. The future of state funding for public schools is still unknown and the next biennial state budget will have a significant impact on the projected amounts beyond fiscal year 2017.



Revenue Overview

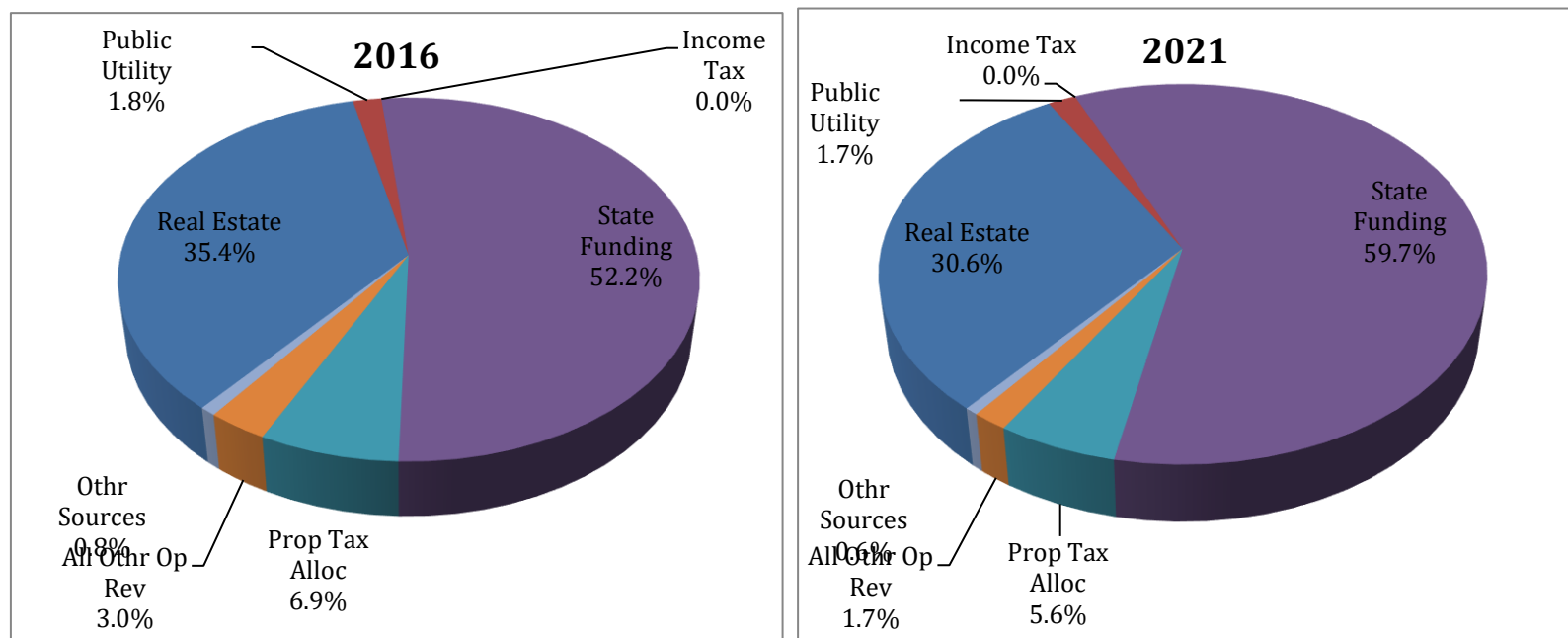
	Prev. 5-Year Avg. Annual Change	PROJECTED					5-Year Avg. Annual Change
		Fiscal Year 2017	Fiscal Year 2018	Fiscal Year 2019	Fiscal Year 2020	Fiscal Year 2021	
Revenue:							
1.010-Real Estate	4.06%	1.63%	-2.36%	0.18%	0.35%	0.27%	0.01%
1.020-Public Utility	6.17%	9.93%	-1.53%	-0.21%	-0.20%	0.26%	1.65%
1.030-Income Tax	n/a	0.00%	0.00%	0.00%	0.00%	0.00%	0.00%
1.035-State Funding	4.48%	9.63%	5.00%	4.86%	4.84%	4.85%	5.84%
1.040-Restricted Aid	247.49%	-1.06%	10.40%	4.57%	4.59%	4.61%	4.62%
1.045-Restr Federal SF	-53.05%	0.00%	0.00%	0.00%	0.00%	0.00%	0.00%
1.050-Property Tax Alloc	-0.46%	-0.15%	-1.02%	-0.77%	-1.60%	-1.73%	-1.05%
1.060-All Other Operating	2.37%	-22.31%	0.00%	-5.34%	0.00%	-11.85%	-7.90%
1.070-Total Revenue	3.32%	4.82%	1.98%	2.63%	2.79%	2.60%	2.97%
2.070-Total Other Sources	31.69%	46.83%	-36.90%	0.00%	0.00%	0.00%	1.99%
2.080-Total Rev & Other Srcs	3.26%	5.15%	1.55%	2.61%	2.78%	2.58%	2.93%

Total Revenues and Other Financing Sources are projected to increase annually by an average of 2.93% over the forecasted years 2017 through 2021 as compared to 3.26% average over the previous five years .

With over 56% of the district's funding coming from the State of Ohio (State Funding, Restricted Aid and Property Tax Allocation), the state's biennial budget and economic outlook is a major factor in projecting future revenues.


The next major revenue source is real estate taxes of which 72% is Residential/Agriculture (Class 1). The valuations in this area have seen a significant drop in the past three years including the 2015 in reappraisal year. Reverse HB920 and Emergency Levies which are dollar amount driven have played a significant role in mitigating the valuation loss. Collection of delinquent taxes over the past few years have also contributed to steady property tax revenues. While we have tried to project these collection amounts based on past history, we do not always know who or when someone is going to pay their delinquent tax amount.

Since the District passed a ten year renewal tax levies in November 2016.



1.010 - General Property Tax (Real Estate)

Revenue collected from taxes levied by a school district by the assessed valuation of real property using effective tax rates for class I (residential/agricultural) and class II (business).



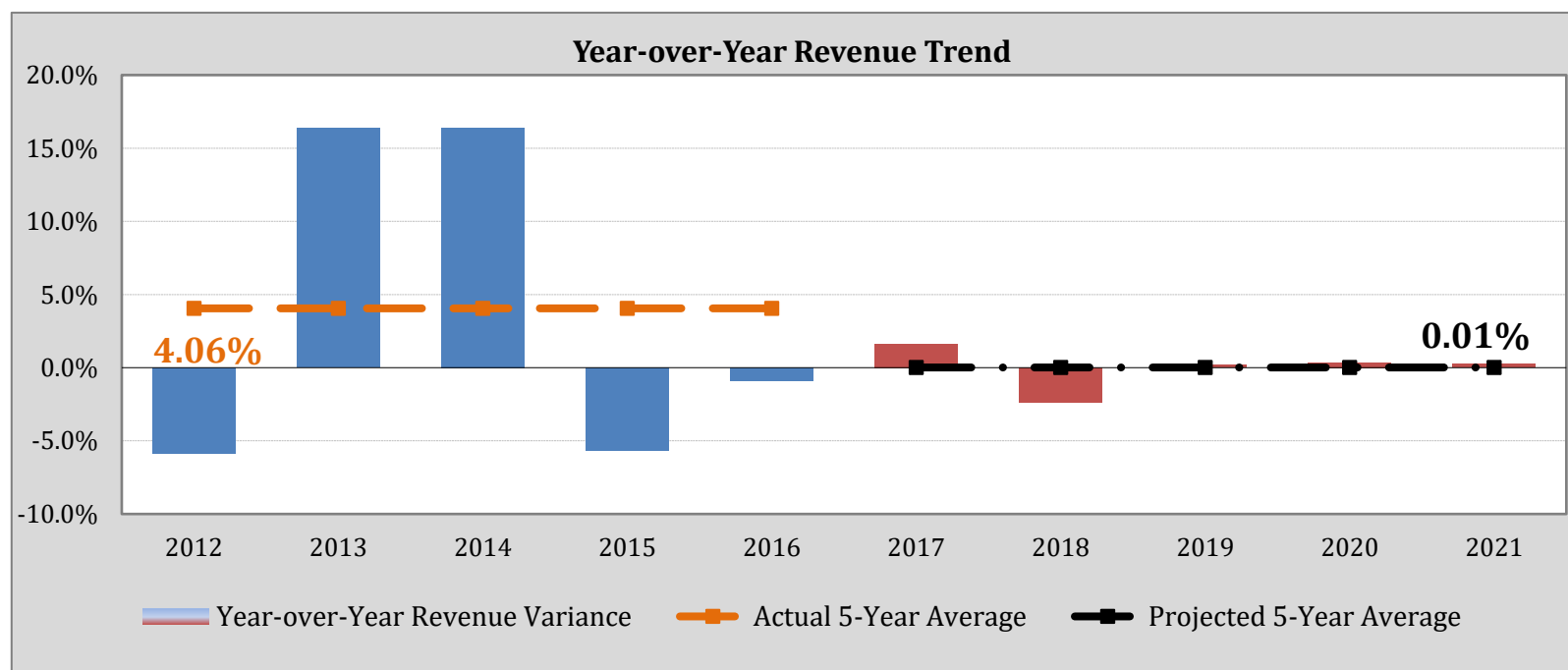
General Property Tax is the second highest revenue source of the district. The General Property tax consists of real estate taxes of both Residential (Class I) and Commercial/Industrial (Class II). Of these two, residential property tax makes 72% while Commercial/Industrial is 28% of these revenues. There are four major components that affect the district's real estate property tax revenues: Taxable Values, Tax Rates, Collection Rates and Delinquency Collections.

Taxable Values - For tax years 2016 collectable in 2017, the district saw another reduction of .5% for Residential and a .4% reduction a for Commercial/Other. As for the next reappraisal in tax year 2018, the district is projecting a slight increase of 1.96% for Residential and 1.64% for Commercial/Other.

Tax Rates - Based on the valuation reduction and the Emergency Levies, the tax rate is calculated at 66.04 mills for Residential and 59.90 mills for Commercial/Other.

Collection Rates - The district had a collection rate 85.6% in 2016 and are projecting a 85.8% collection rate in the forecasted fiscal years.

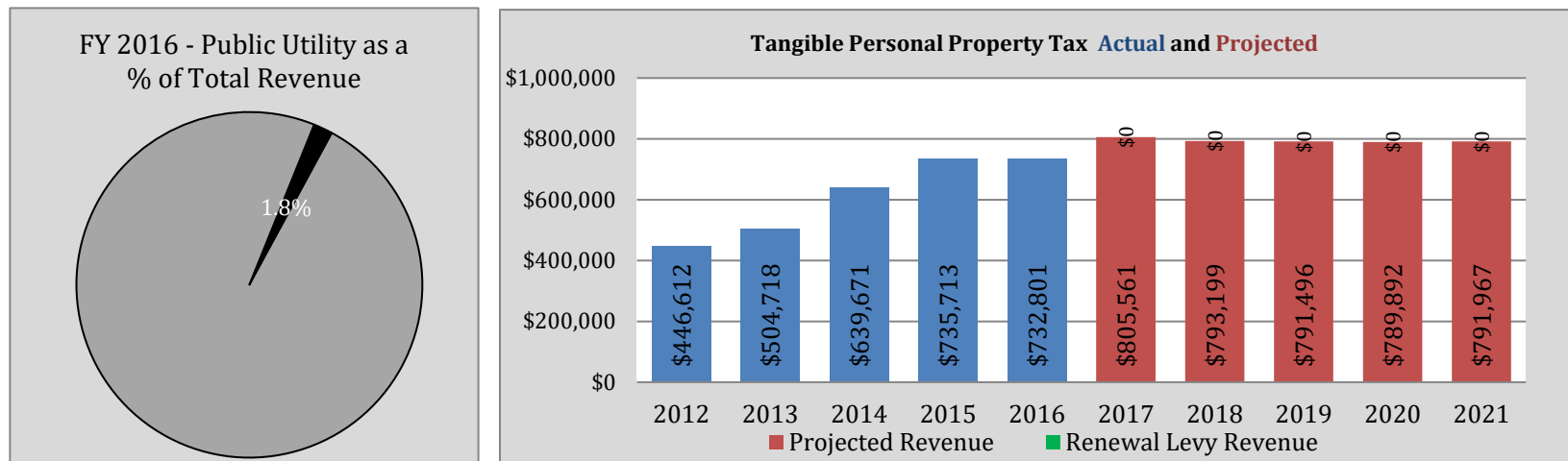
Delinquency collections in fiscal year 2017 was \$1.37 million and is projected to collect \$850,000 annually for fiscal years 2018 through 2021.



*Projected % trends include renewal levies

1.020 - Public Utility Personal Property

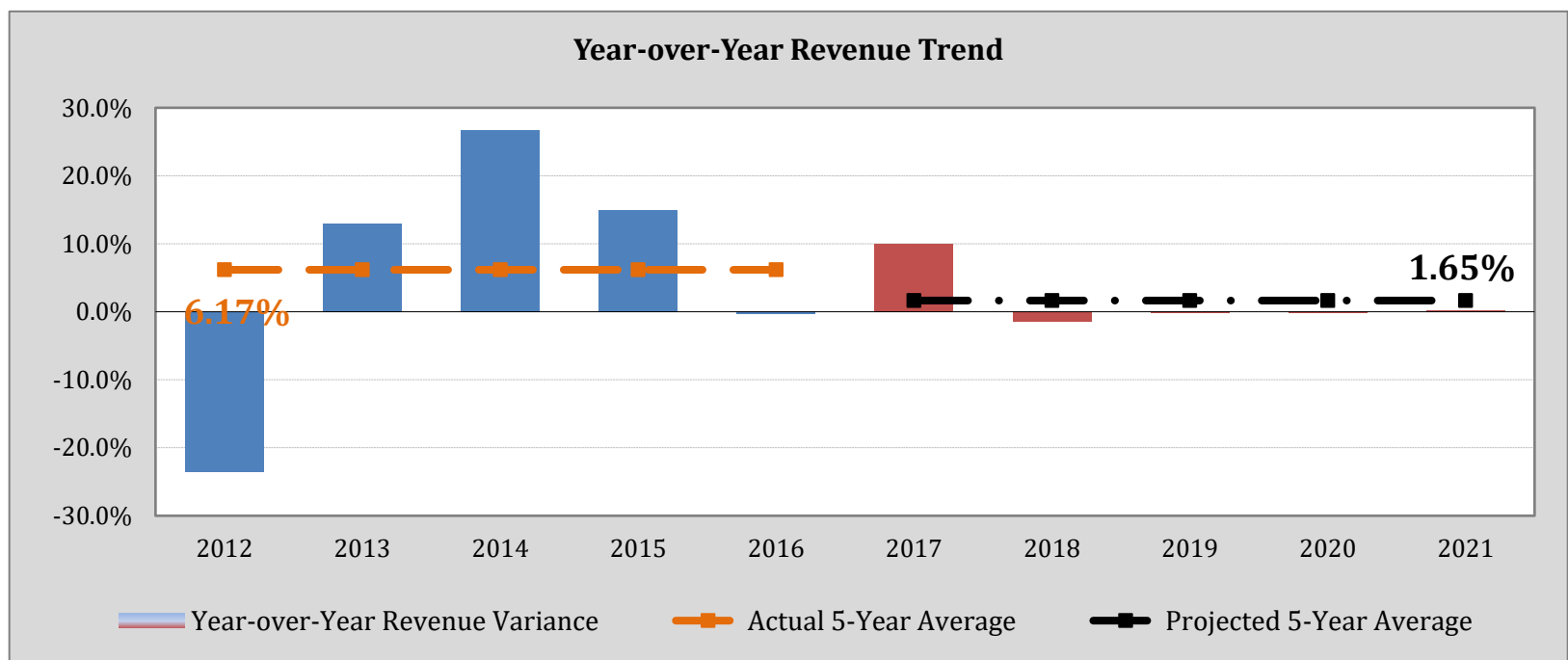
Revenue generated from public utility personal property valuations multiplied by the district's full voted tax rate.



Public Utility Personal Property (PUPP) tax revenues is generated from telephone, natural gas, electric and water lines and equipment.

The PUPP valuation increased minimally in Calendar Year 2016. PUPP valuations along with the corresponding revenues generated from this are projected to be flat lined for forecasted years 2018 through 2021.

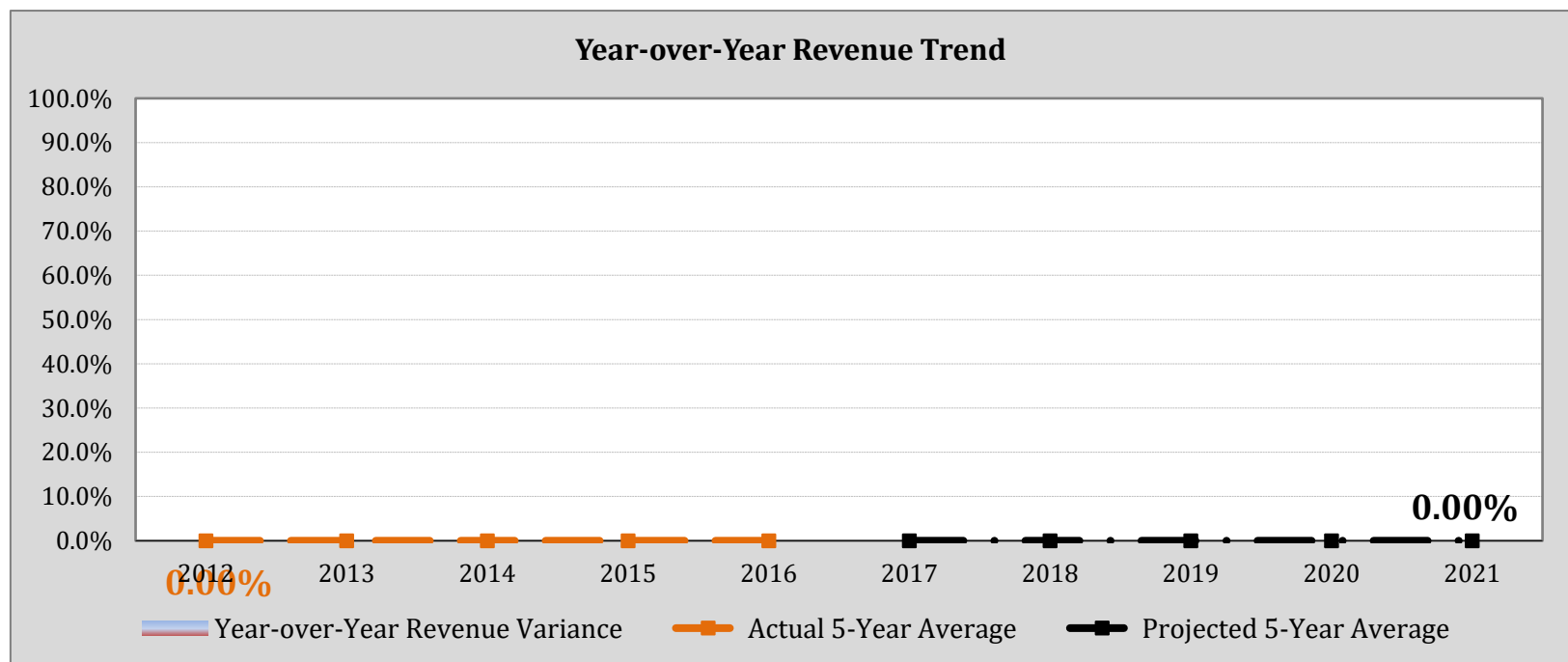

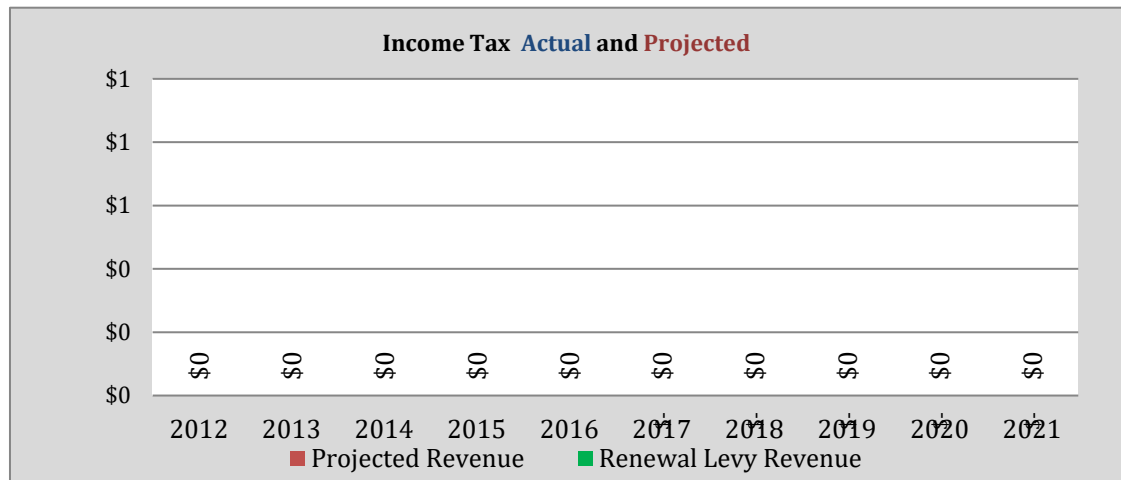
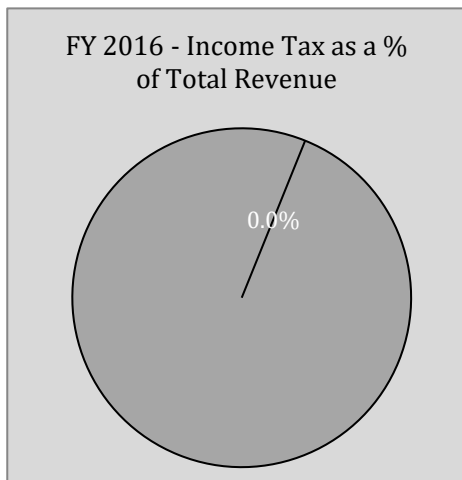
PUPP valuations are assessed at the full tax rate.



*Projected % trends include renewal levies

1.030 - Income Tax

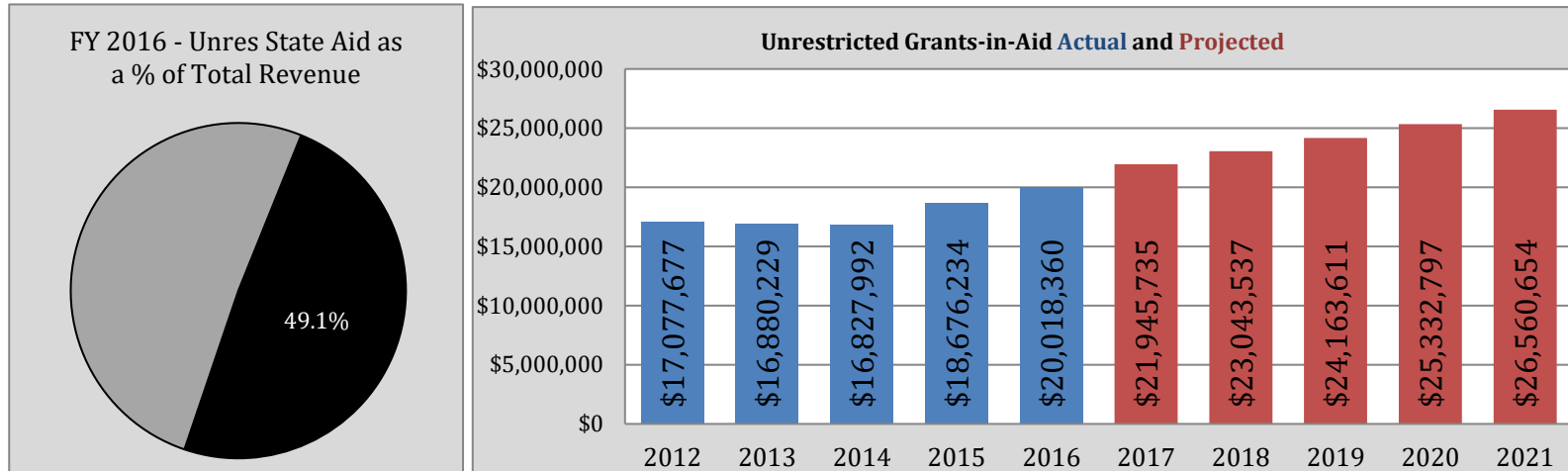
Revenue collected from income tax earmarked specifically to support schools with a voter approved tax by residents of the school district; separate from federal, state and municipal income taxes.



*Projected % trends include renewal levies

1.035 - Unrestricted Grants-in-Aid

Funds received through the State Foundation Program with no restriction.



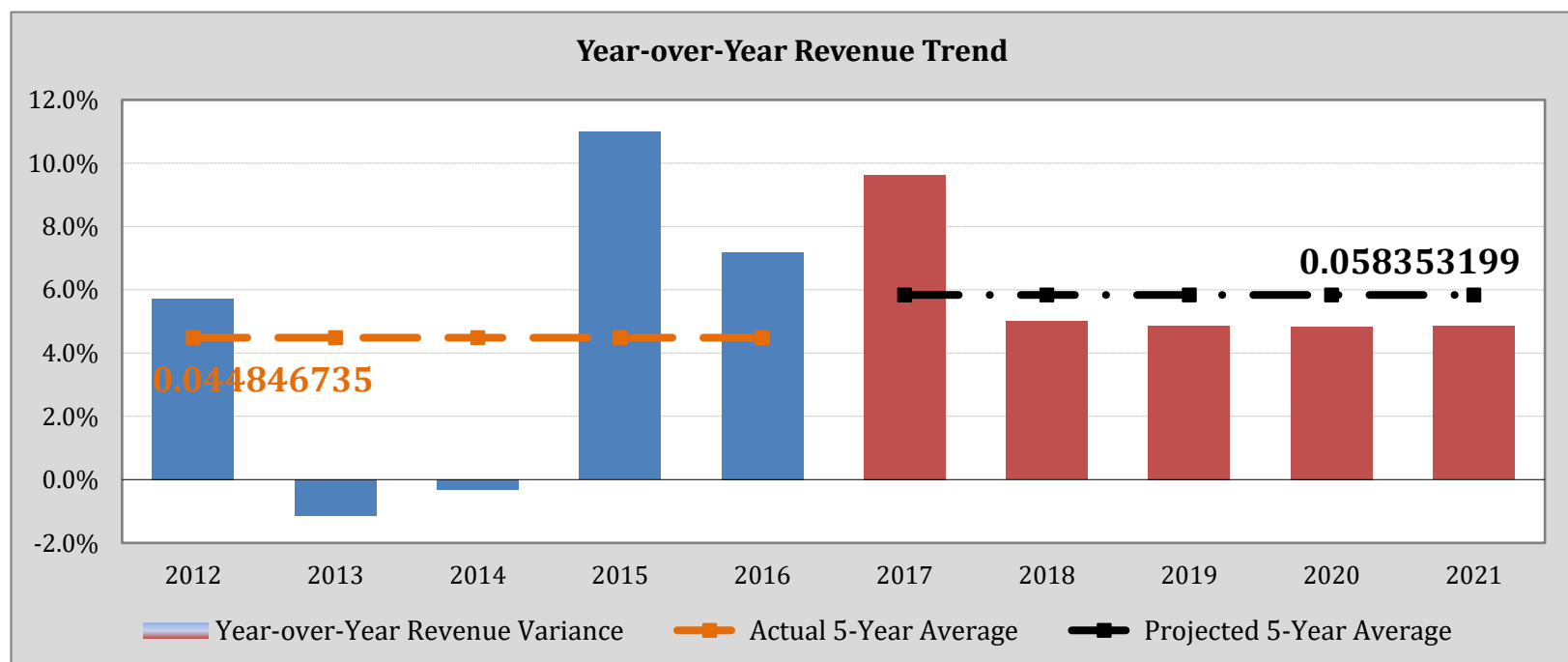
Unrestricted Grants-In-Aid is the largest revenue source of the district at 52% if you include the Economic Disadvantage Aid (Restricted) as part of the state's overall funding formula.

The Unrestricted Grants-in-Aid revenue amount shown for fiscal year 2017 is the amount calculated by the State Legislature under the two year budget bill which expires June 30, 2017. Also included is the Preschool, Special Education Transportation, and Casino Revenue. These amounts are not projected to change significantly in the forecasted fiscal years.

Under the State's current funding formula, the district is considered a "CAP" district. While the current funding formula showed the district qualifying for a higher amount of state aid, the biennial budget (16-17) calls for a CAP on the funding amount of 7.5%. That means that no school district would receive a maximum increase of 7.5% in state aid from the previous year if the funded formula amount exceeds the CAP amount.

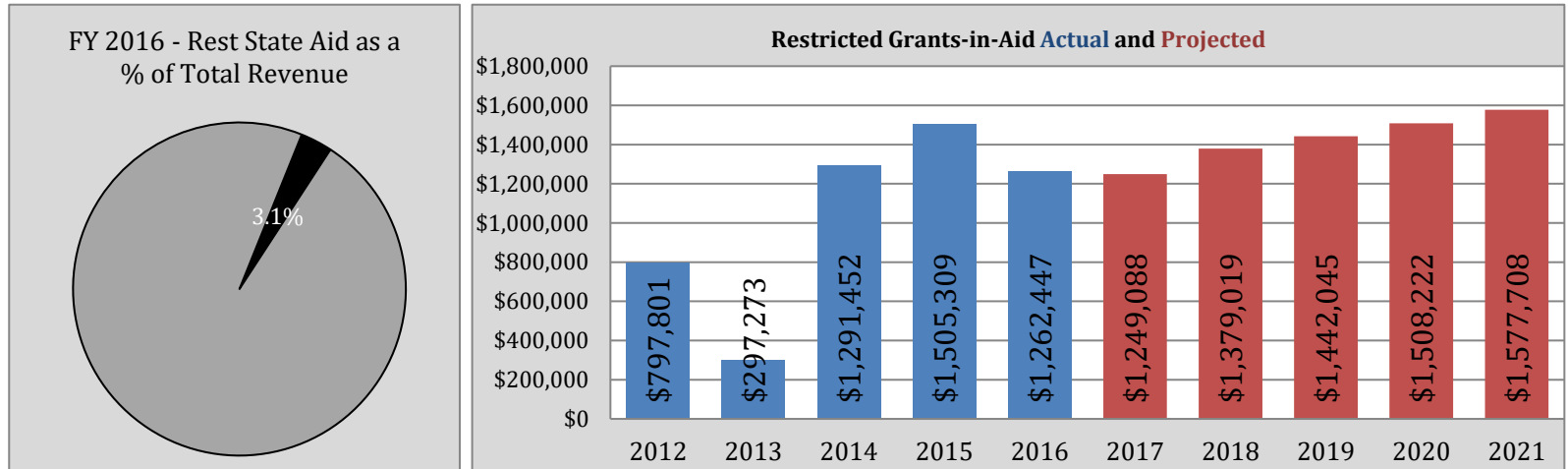
For projected years 2018 through 2021, the district is assuming that the state will continue to fund urban district's in the same manner as in the current biennial budget but at a reduced CAP increase of 5% each fiscal year. The district does not foresee being off the CAP during forecasted fiscal years.

Casino Revenues are an 'Other Unrestricted State Grant-In-Aid. The projected rate moving forward will be \$49.89 per pupil amount as established by State Legislature.



1.040 & 1.045 - Restricted Grants-in-Aid

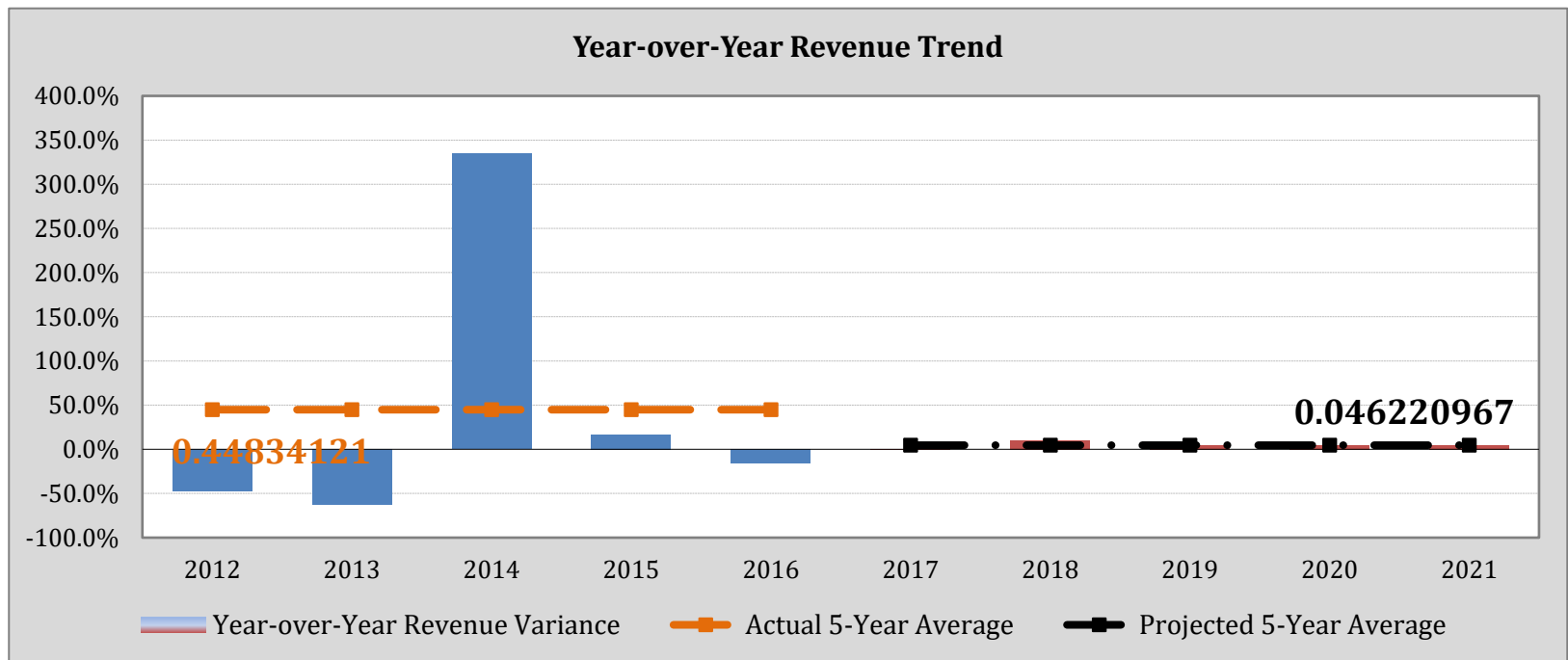
Funds received through the State Foundation Program or other allocations that are restricted for specific purposes.



An additional component of the State’s current funding formula is Economic Disadvantage Aid. This formula amount is deemed restricted by the Ohio Department of Education and the calculated formula amount is reflected here. For the forecasted amounts in Economic Disadvantage Aid, the district using the state's FY 2016-17 budget and the same assumptions as with the State Basic Aid. This amount also follows under the cap rule.


The District receives career/technical aid and catastrophic aid reimbursement. The district has seen significant reductions in these areas. Further, in 2016, the state delayed its catastrophic aid payments to the schools.

Both of these payments are projected in 2017 and then projected to remain flat over forecasted fiscal years 2018 through 2021.



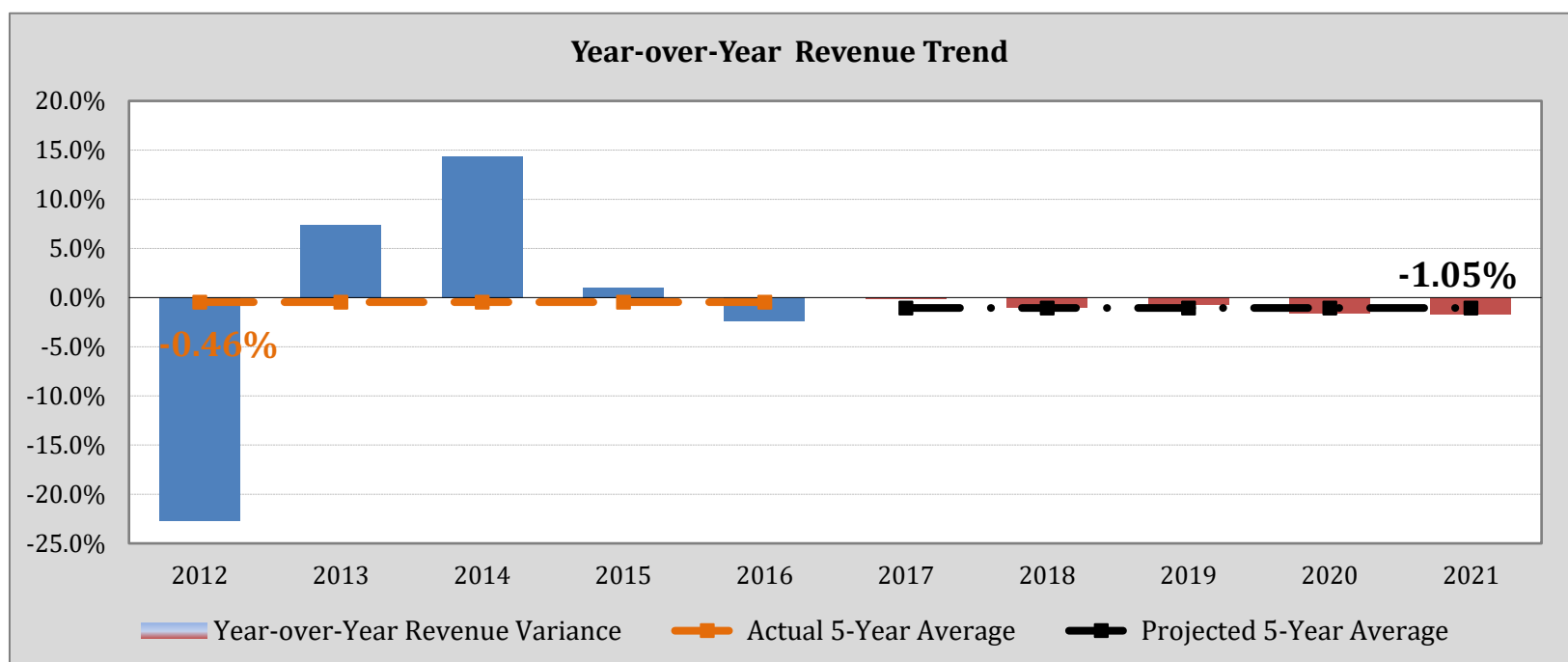
1.050 - Property Tax Allocation

Includes funds received for Tangible Personal Property Tax Reimbursement, Electric Deregulation, Homestead and Rollback.



The Property Tax Allocation revenues are the district's third largest revenue source at 6.9%. A major portion of the Property Tax Allocation is generated from the Homestead and Rollback payments received from the State of Ohio. These payments are based on the relationship to actual real estate property tax collections. From the forecasted overall general property revenues, 7% is being used to calculate the homestead exemption, while 11% is being used to calculate the rollback amounts for each of the forecasted years 2017 through 2021. These percentages are in following historical trends.

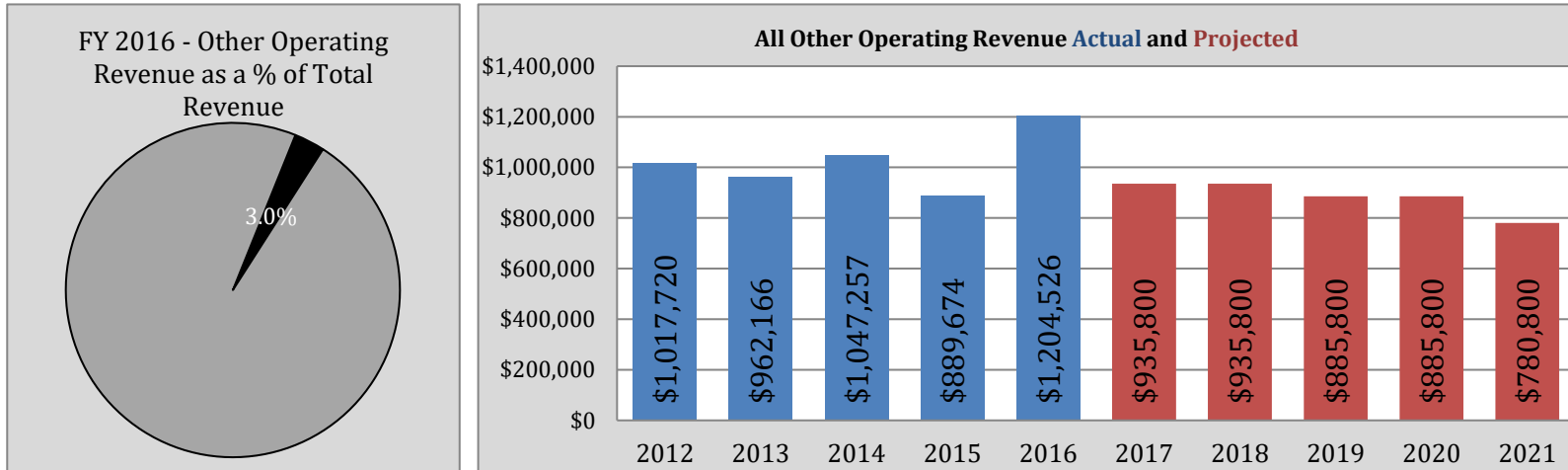
The State of Ohio was holding harmless school district's who lost revenues from Tangible Personal Property (TPP) tax elimination (House Bill 66). The forecasted amounts were determined using a formula and spreadsheet developed by the Ohio Department of Education and the Ohio Department of Taxation. However, under the current state budget bill (House Bill 153), the district had a significant amount of their TPP reimbursement phased out in prior years. The remaining amounts not phased out are shown in the forecasted fiscal year 2017 through 2021.



*Projected % trends include renewal levies

1.060 - All Other Operating Revenues

Operating revenue sources not included in other lines; examples include tuition, fees, earnings on investments, rentals, and donations.



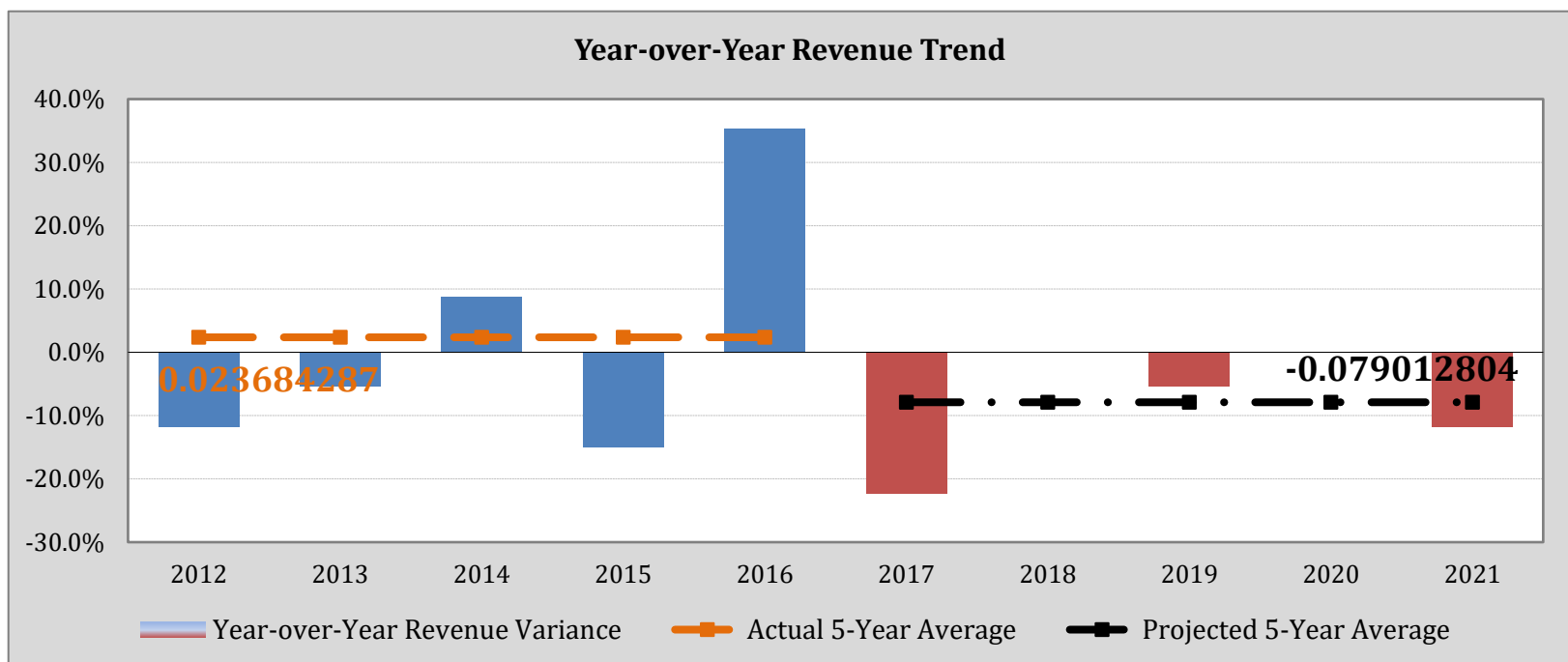
The "All Other Operating Revenues" makes up a very small portion of the district's overall revenues and consists of Tuition payments, Earnings on Investments, Pay-to-Participate Fees, Building Rentals, Medicaid Reimbursement, CityView TIF payments and any other miscellaneous payments to the district.

In fiscal year 2016, tuition made up 36% of this revenue area and revenues in fiscal year 2016 amounted to \$390,526. Assuming no additional tuitions increases, the revenues are projected at \$350,000 annually in the forecasted fiscal years 2017 through 2021.

Medicaid reimbursement in 2016 was \$106,729. The projected annual amounts in the forecasted fiscal years is \$100,000.

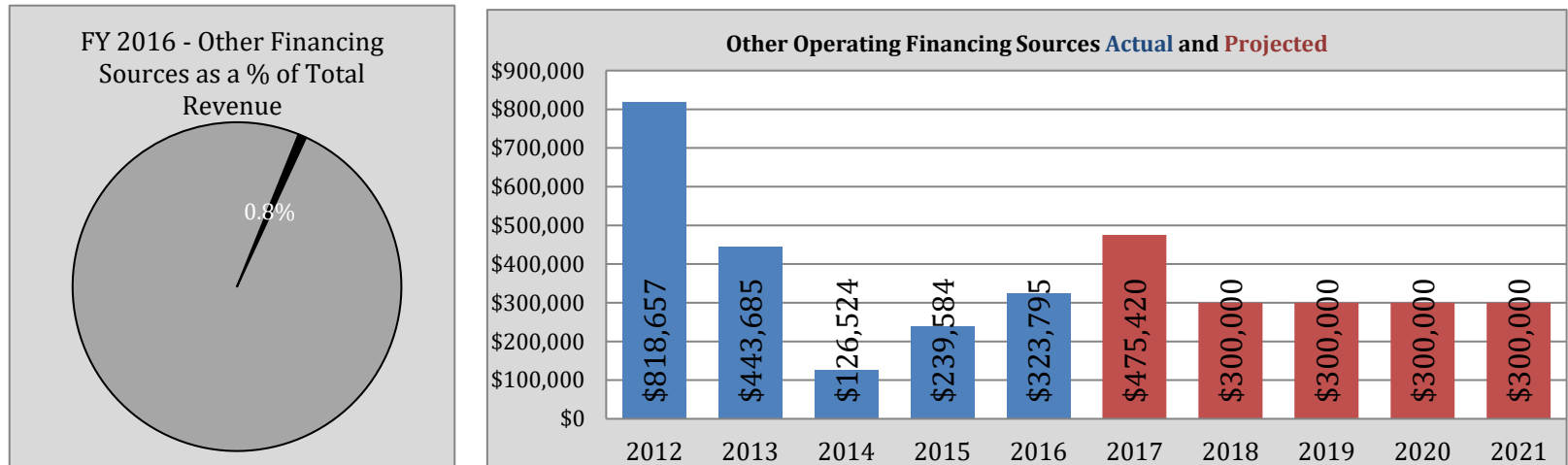
In fiscal year 2015, the district received \$121,590 as their share from the CityView Tax Increment Finance (TIF) agreement. In fiscal year 2016, the district received \$451,714. These amounts are received from the City of Garfield Heights and are based on their calculations. The amounts being forecasted is \$250,000 annually for fiscal years 2017 through 2021. However, these amounts may change dramatically as CityView remains in receivership.

Earnings on Investments, Fees, Rentals and Miscellaneous are all projected to remain flat lined in forecasted fiscal years.



2.070 - Total Other Financing Sources

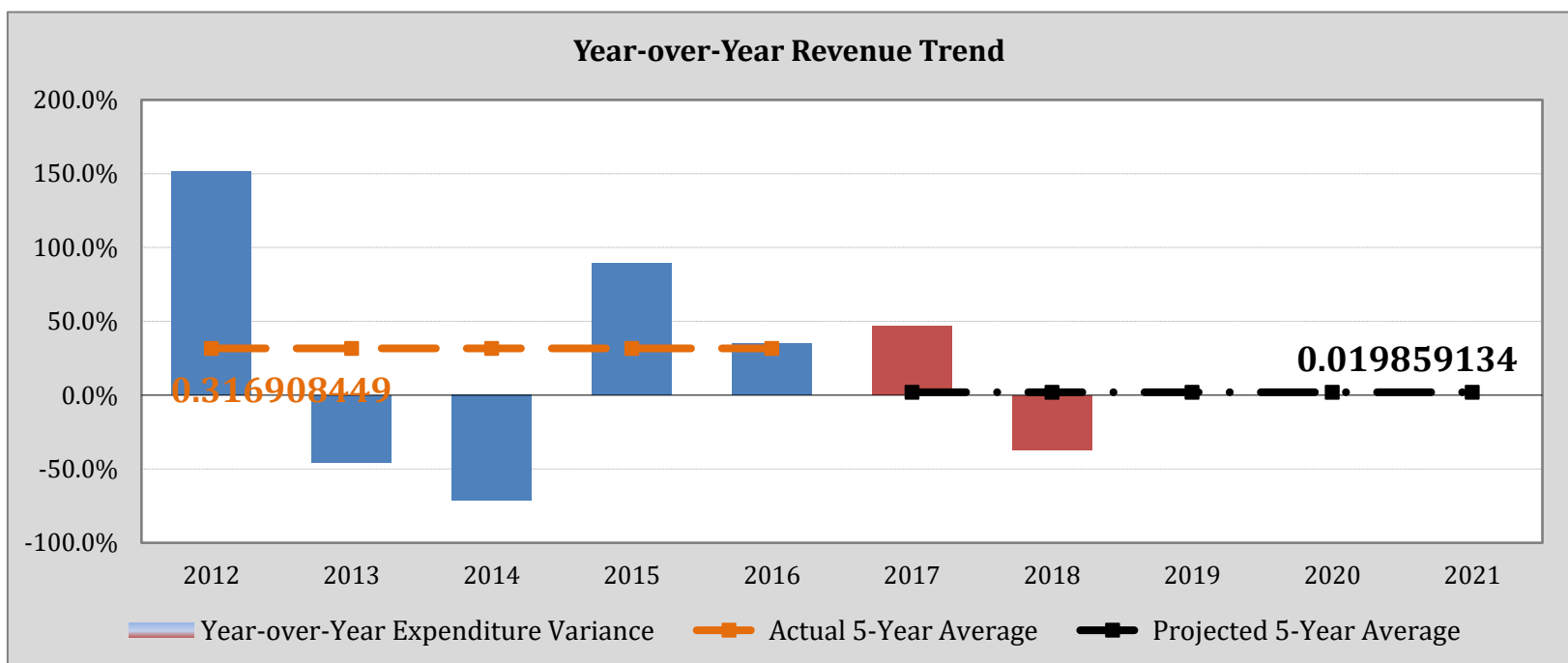
Includes proceeds from sale of notes, state emergency loans and advancements, operating transfers-in, and all other financing sources like sale and loss of assets, and refund of prior year expenditures.



No significant transfer-in are projected in the forecasted fiscal years.

Advances-In amounts shown in the forecasted years are based on the previous fiscal year's initial Advances-Out.

Other financing sources (Refunds of Prior Year Expenditures) are projected at \$0 in the forecasted fiscal years due to the random nature that they are received and low impact dollar amount.



Expenditures Overview

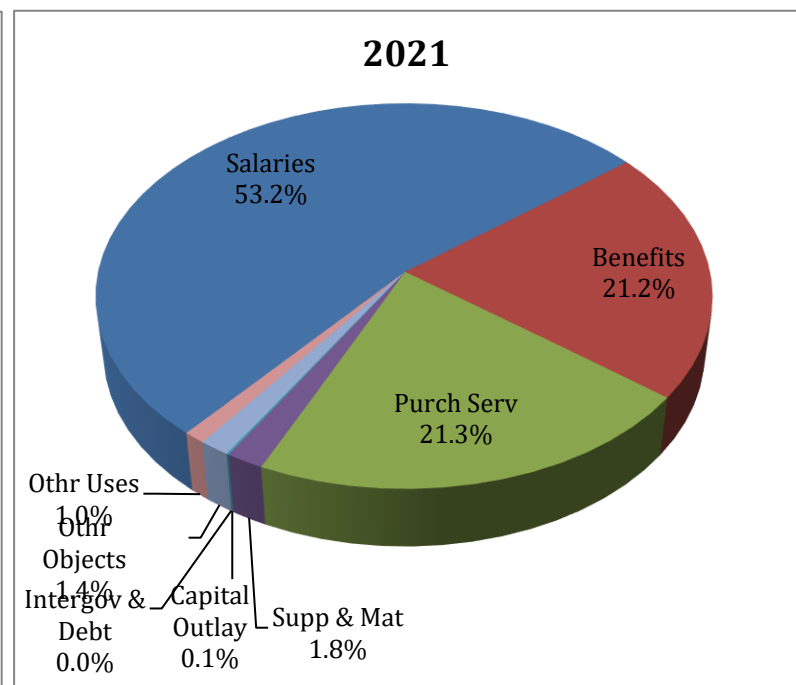
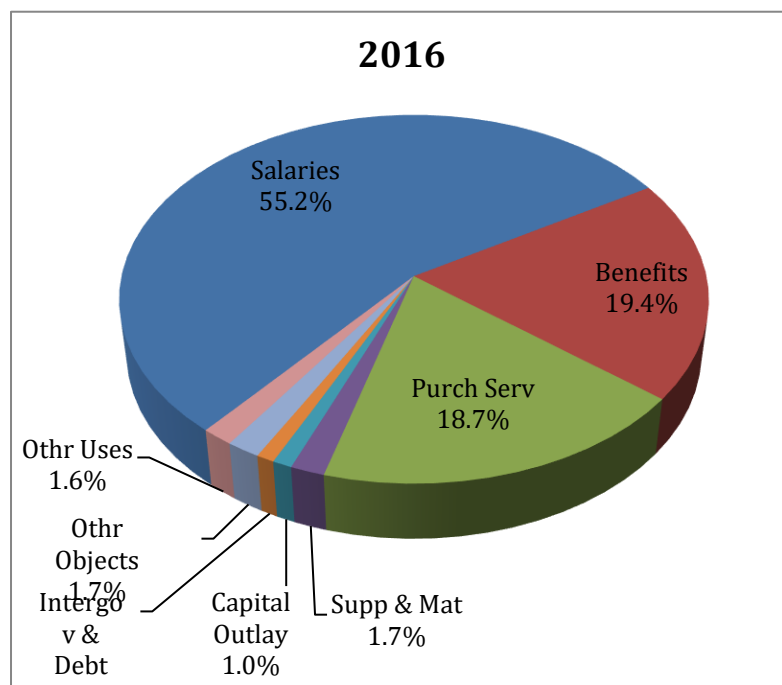
	Prev. 5-Year Avg. Annual Change	PROJECTED					5-Year Avg. Annual Change
		Fiscal Year 2017	Fiscal Year 2018	Fiscal Year 2019	Fiscal Year 2020	Fiscal Year 2021	
Expenditures:							
3.010-Salaries	3.13%	2.95%	2.58%	2.58%	2.58%	2.58%	2.66%
3.020-Benefits	3.15%	5.45%	4.88%	5.00%	5.50%	5.58%	5.28%
3.030-Purchased Services	10.34%	6.09%	5.12%	6.63%	6.68%	6.73%	6.25%
3.040-Supplies & Materials	12.45%	48.82%	-20.57%	1.75%	1.76%	1.76%	6.71%
3.050-Capital Outlay	64.37%	18.94%	-88.35%	0.00%	0.00%	0.00%	-13.88%
3.060-Intergov	n/a	n/a	n/a	n/a	n/a	n/a	n/a
4.010-4.060-Debt	-6.47%	0.00%	-77.45%	0.00%	0.00%	-100.00%	-35.49%
4.300-Other Objects	5.07%	-9.85%	5.03%	-0.57%	4.91%	2.12%	0.33%
4.500-Total Expenditures	4.18%	4.73%	1.30%	3.81%	4.04%	3.88%	3.55%
5.040-Total Other Uses	-1.34%	-22.46%	0.00%	0.00%	0.00%	0.00%	-4.49%
5.050-Total Exp & Other Uses	4.02%	4.31%	1.29%	3.77%	3.99%	3.83%	3.44%

Total expenditures including 'Other Financing Uses' are expected have an average annual increase of 3.44% over the forecasted five years as compared to an actual average annual expenditure increase of 4.02% over the previous 5 years.

Salaries are showing a 2.66% 5-Year Avg. Annual Change as compared 3.13% in Prev 5 years. Both negotiated agreements expire on June 30, 2017 and future negotiations will have an impact on the projected fiscal years.

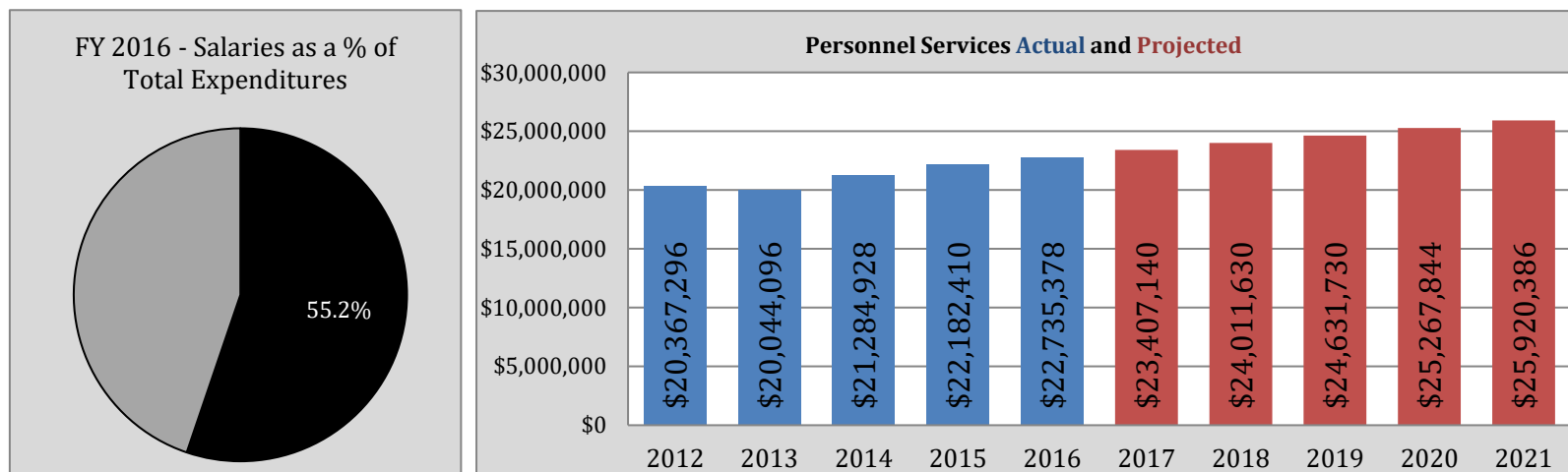
Benefits are showing 5.28 5-Year Avg Change as compared to 3.15% in the previous 5 years. Health care costs continue to rise and will have a major impact on the projected years.

Purchased Services has a 6.25% 5-Year Annual Change and compared to 10.34% in the previous 5 years. However, while the annual change has decreased, out of district tuition costs and special education including transportation costs continue to rise and will also have a significant impact on the projected fiscal year amounts for purchased services.



3.010 - Personnel Services

Employee salaries and wages, including extended time, severance pay, supplemental contracts, etc.

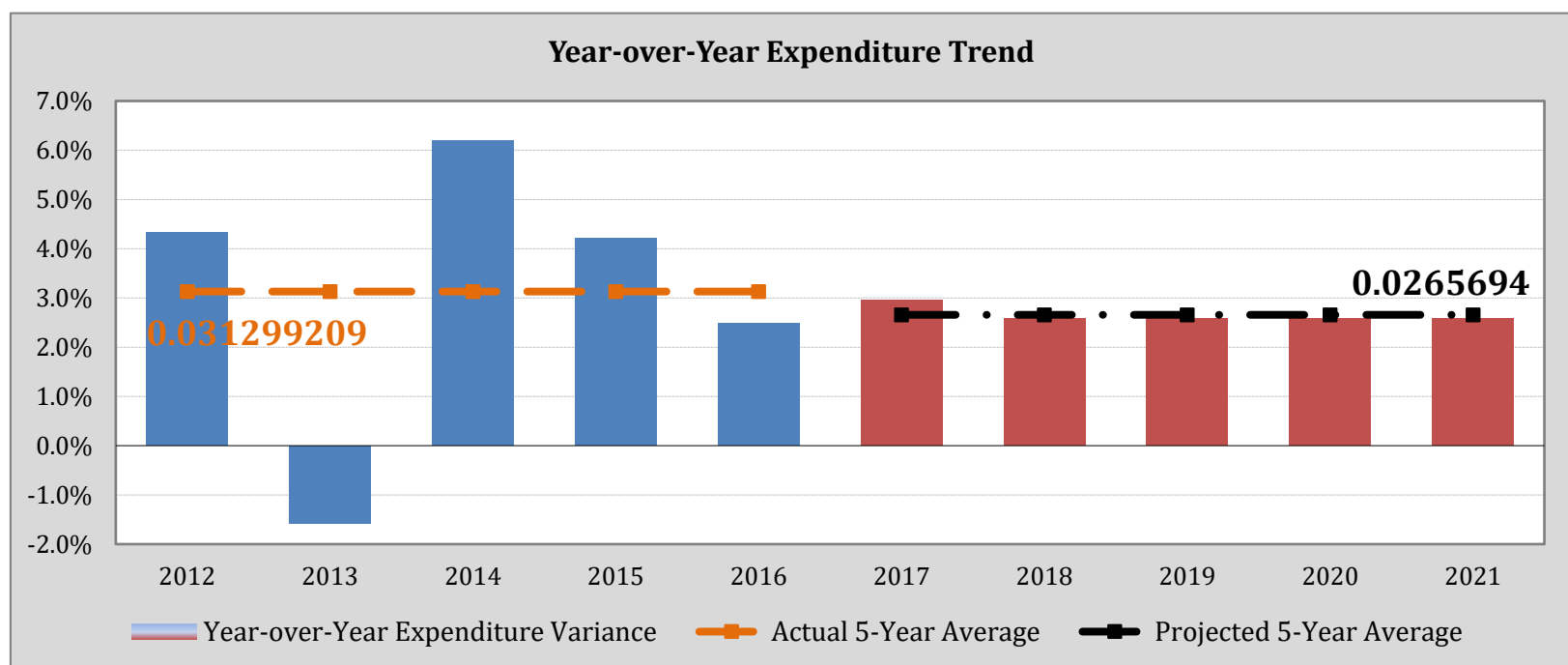


The Personnel Services is largest expenditure area of the district at 55.2%. This area includes teachers, classified, administrators, exempt, qualified staff along with other compensation such as supplemental contracts, OT, substitutes, severance payments, and any other compensation.

For forecasted fiscal year 2017, the projected amounts reflects the final year of a three year negotiated agreement with the teachers and classified staff. For forecasted years 2018 through 2021, forecasted amounts assume only step increases as set forth in the current negotiated agreement salary schedules. Wage amounts projected for administration are based on individual contract agreements and historical increases which amounts to the equivalent of a step increase. Wage amounts projected for the exempt and qualified staff are based on established salary schedules, experience level, and level of responsibility and only reflect salary schedule step movements where applicable.

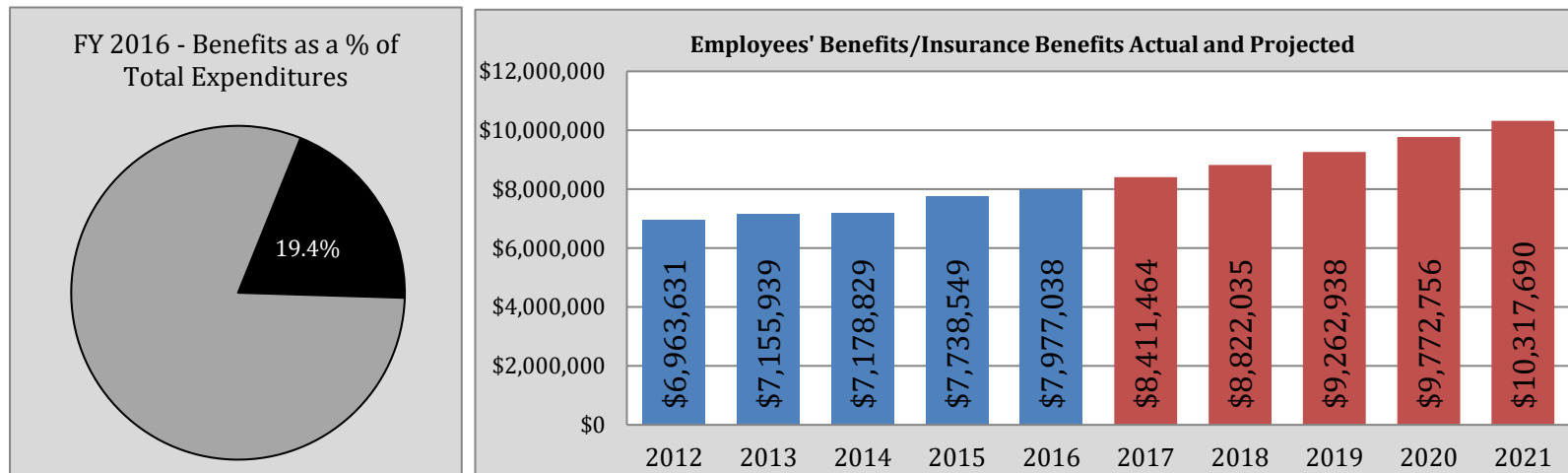
Supplemental contracted amounts follow the negotiated agreement base salary amount. Severance payments and early retirement incentive program costs, for those employees having retired, are projected to decrease slightly over the forecasted years based on past history. Overtime, extra time, incentives and extended times wage amounts are projected to remain flat lined in forecasted years 2017 through 2021. These amounts are based on past history.

We are projecting no increase in staffing levels for the forecasted years 2017 through 2021.



3.020 - Employees' Benefits

Retirement for all employees, Workers Compensation, early retirement incentives, Medicare, unemployment, pickup on pickup, and all health-related insurances.

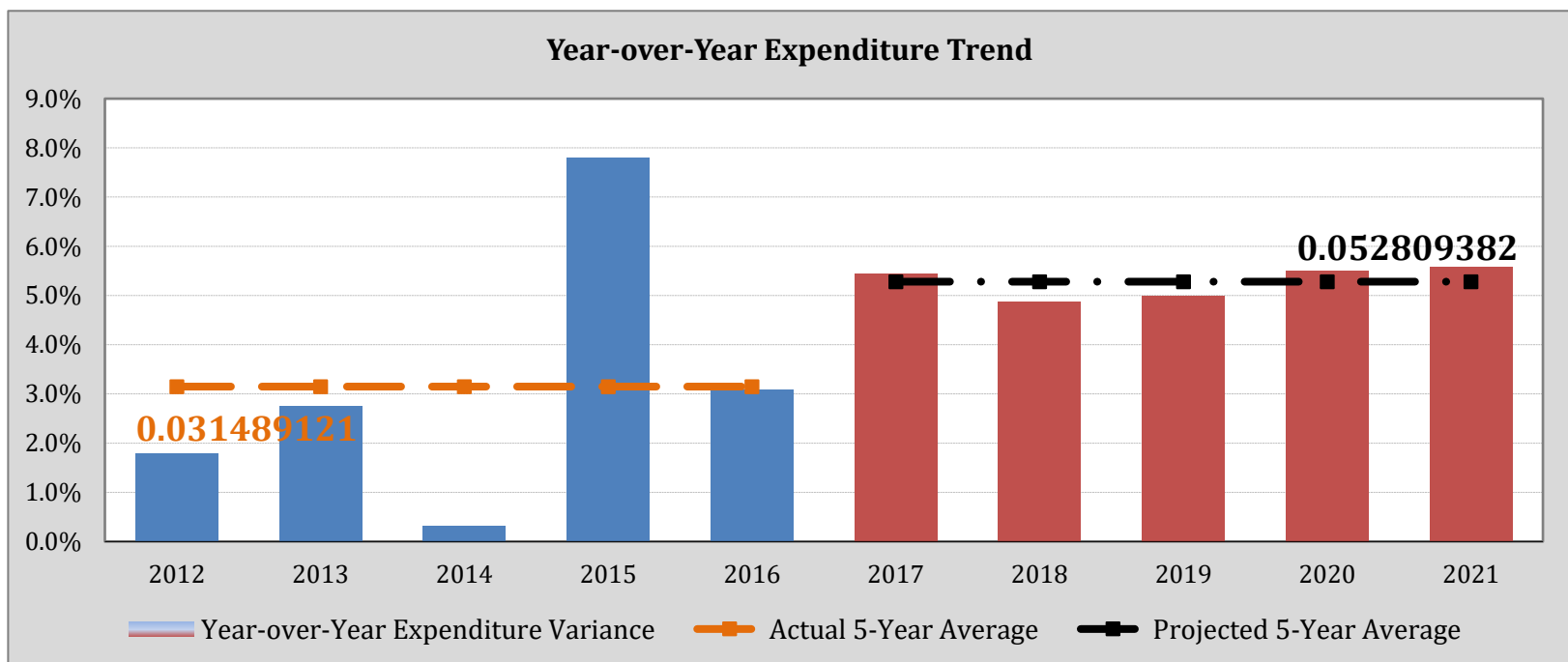


Employees' Benefits is the next largest expenditure area at 19.4% of overall expenditures. This area consists of retirement, medicare, health care and workers compensation.

The district is required to contribute 14% of an employee's salary to either of the Retirement Systems and 1.45% to Medicare. As personal service (salaries, wages) costs increase from staff levels, step movements, and other compensation, retirement costs are projected to follow. We are also projecting no changes in the contribution percentages for both the STRS and SERS.

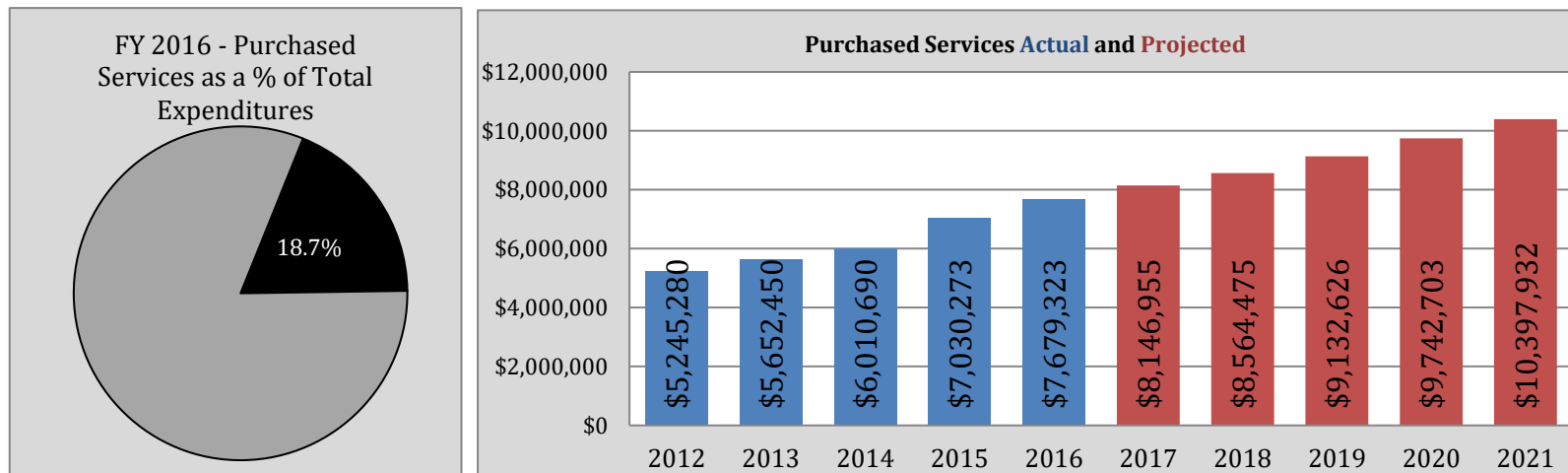
Health Insurance benefits makes up 50% of the employee benefits which provides Medical, Drug, Dental, Vision and Life insurance coverage to full time employees. Insurance benefit rate projections include not only forecasted increases but any negotiated employee contribution amounts. The medical insurance rate increased significantly 7.22% while the aggregated drug, dental and vision rate increased 15% for fiscal year 2017. For forecasted fiscal year 2018, a medical rate of 10% is being projected and an 11% increase for the aggregated drug, dental and vision. For 2019 through 2021, increases of 8% medical and 8% aggregated drug, dental, and vision is being projected. All employees who elect insurance coverage contribute towards the insurance coverage premium. This contribution amount is based on current negotiated agreements which expire on June 30, 2017. For purposes of this forecast, these contributions are not projected to change in forecasted years 2017 through 2021.

The workers' compensation rate is projected to remain constant and follow projected personal service amounts.



3.030 - Purchased Services

Amounts paid for personal services rendered by personnel who are not on the payroll of the school district, and other services which the school district may purchase.



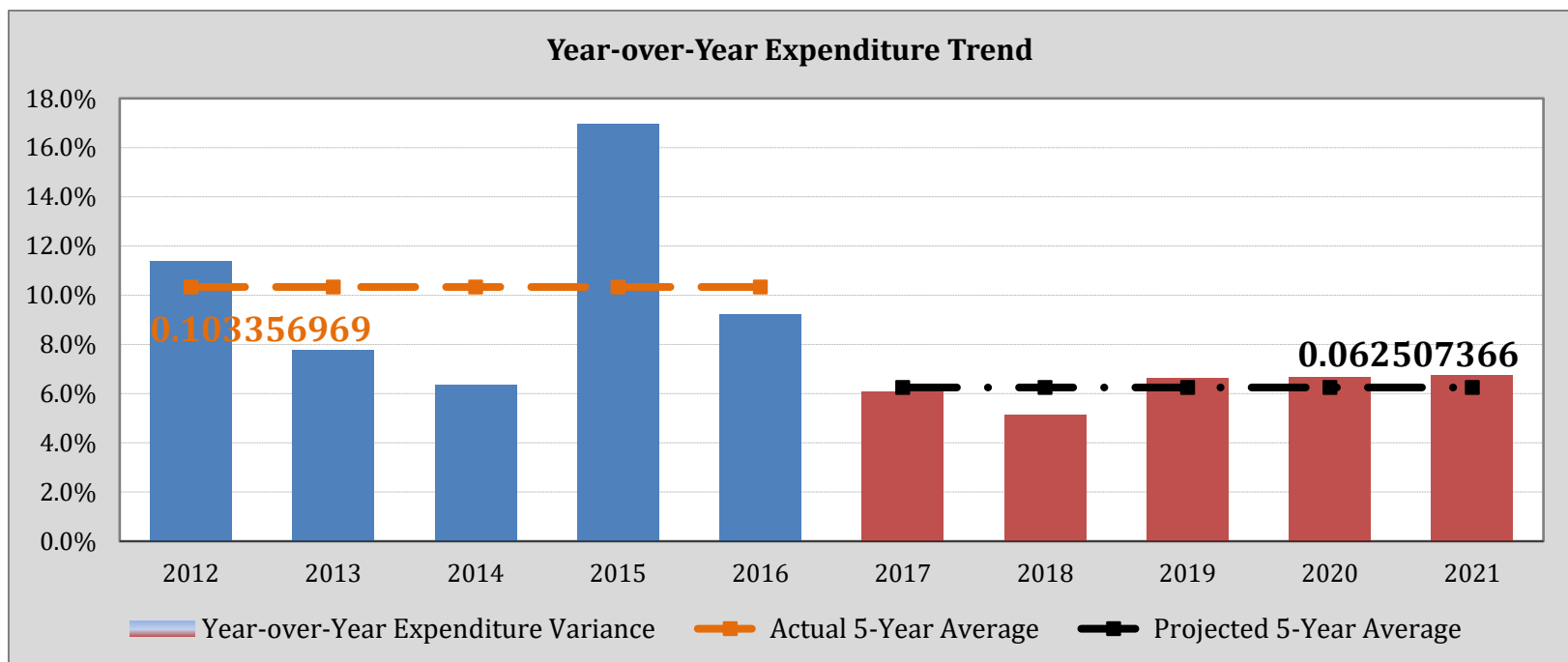
Purchase Services is 18.7% of the overall expenditures. This category includes contractual services, community school and special education tuition, health/OT/PT services, legal services, rentals and leases, travel and mileage, utilities, and building/equipment repairs.

Out of district tuition projected costs represents 63% (\$5,092,313) of the purchase service expenditures. The most significant is Community Schools, Ed-Choice, and Post Secondary. Enrollment in these schools continues to rise therefore driving up costs to the district. The projected increase for 2017 is 4.8% and then 8% annually in the forecasted fiscal years.

Utility costs saw a decrease in 2016 due a decrease in natural gas prices but these cost are see a significant increase in 2017 and are now projected to rise 15% for 2017 and an additional 5% annually in the forecasted fiscal years.

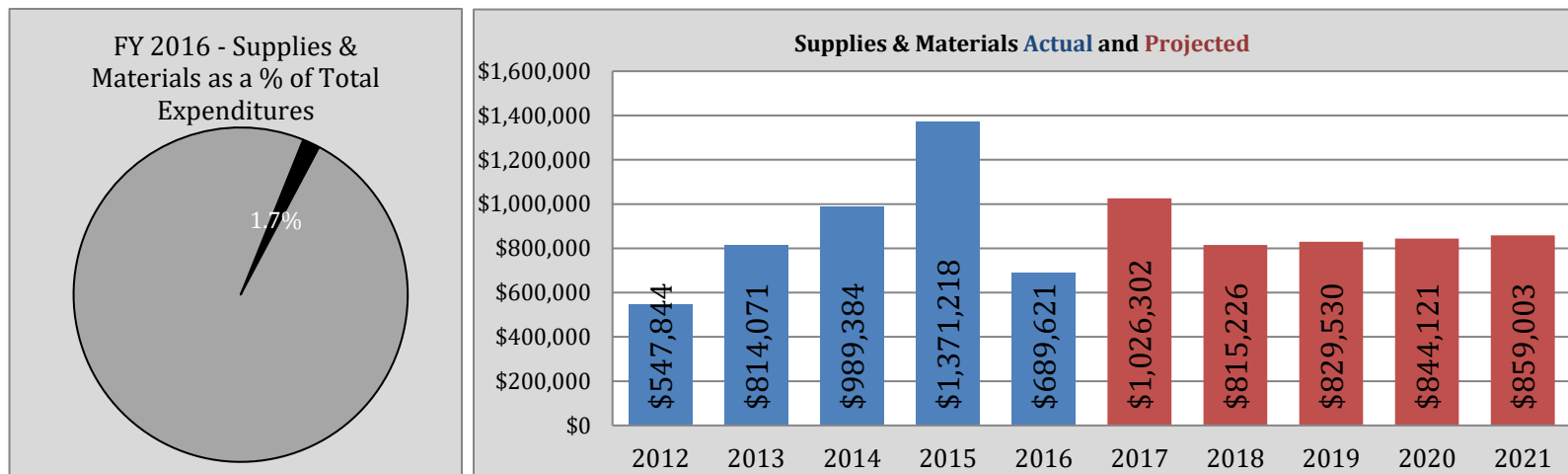
Contractual services (substitutes, legal, health, psychologist, OT, PT, legal, professional, copier) increased 5.9% to \$1,676,000. These cost are now projected to increase 3.8% in fiscal year 2017 and then 3.5% annually in the forecasted fiscal years. In addition, special needs transportation is seeing significant increase for 2017 and the projected amounts were adjusted accordingly.

All other purchase services (travel/meeting expenses, advertising , printing,) assume an annual 2% inflationary increase in each of the forecasted fiscal years.



3.040 - Supplies & Materials

Expenditures for general supplies, instructional materials including textbooks and media material, bus fuel and tires, and all other maintenance supplies.



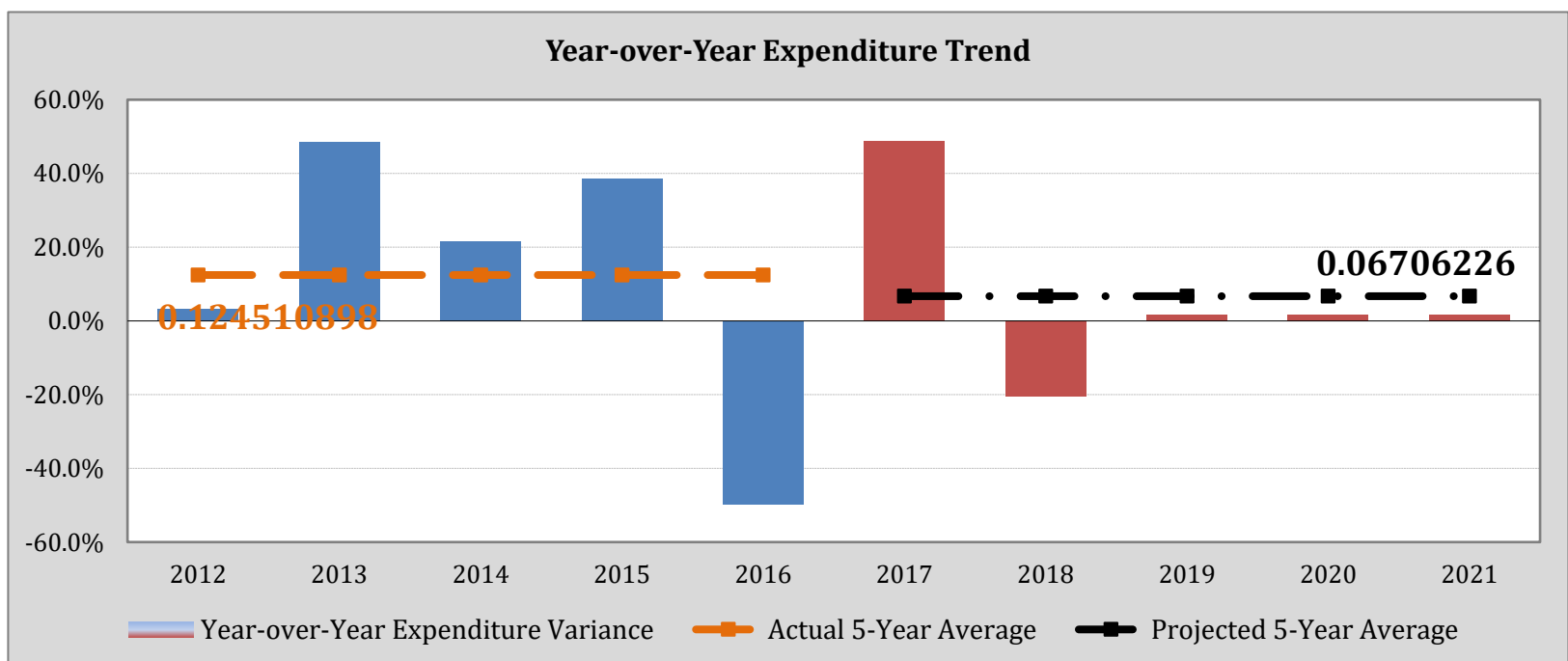
This category includes general supplies, textbooks, library books/periodicals, maintenance/custodial supplies, and transportation supplies and 1.7 % of the overall expenditures.

Over the past few years, the district has made significant textbook purchase spending. However the purchase of new textbooks did not take place. Therefore, this amount is projected to increase significantly in 2017 to \$318,500 in 2017 and then drop in the forecasted fiscal years 2018 through 2021. However, textbook purchases is projected drop significantly in 2017 and remain constant in the forecasted fiscal years.

General supply costs decreased 25% (\$325,003) in 2016. However, that amount is projected to increase slightly (16%) in 2017 based on current estimated needs and then an inflationary 2% annual increase in the forecasted fiscal years.

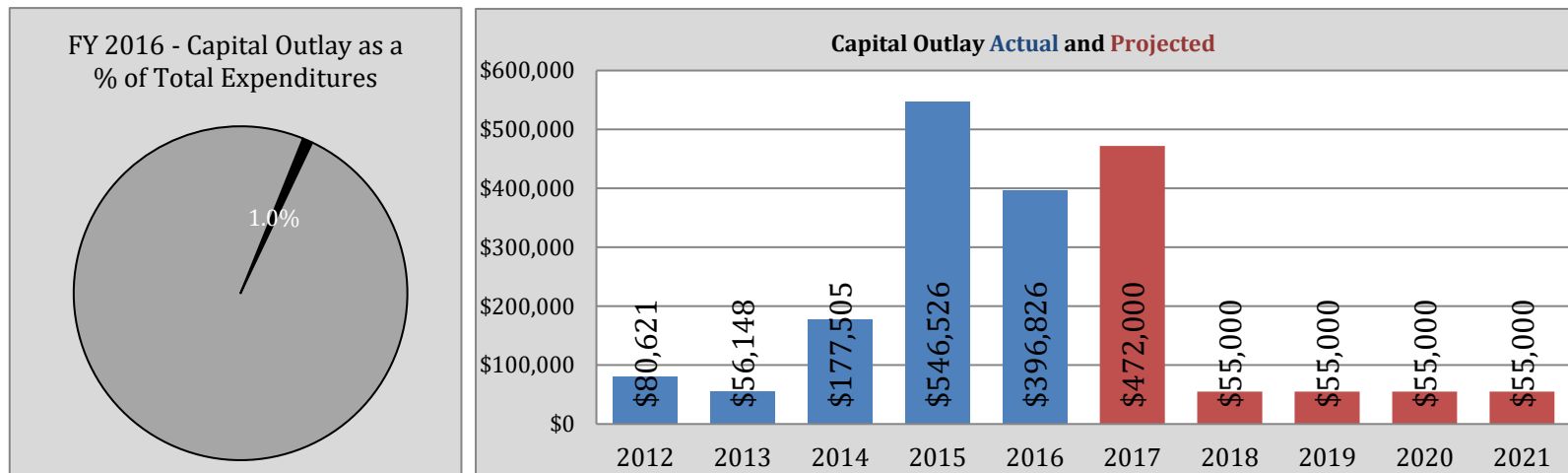
Maintenance/custodial supply costs decreased 9% (\$176,219) in 2016. That amount is projected to remain flat lined in 2017 based on current estimated needs and then an inflationary 2% annual increase in the forecasted fiscal years.

Transportation supply costs decreased 36% (\$101,067) in 2016. That amount is projected to remain flat lined in 2017 based on current estimated needs and then an inflationary 2% annual increase in the forecasted fiscal years.



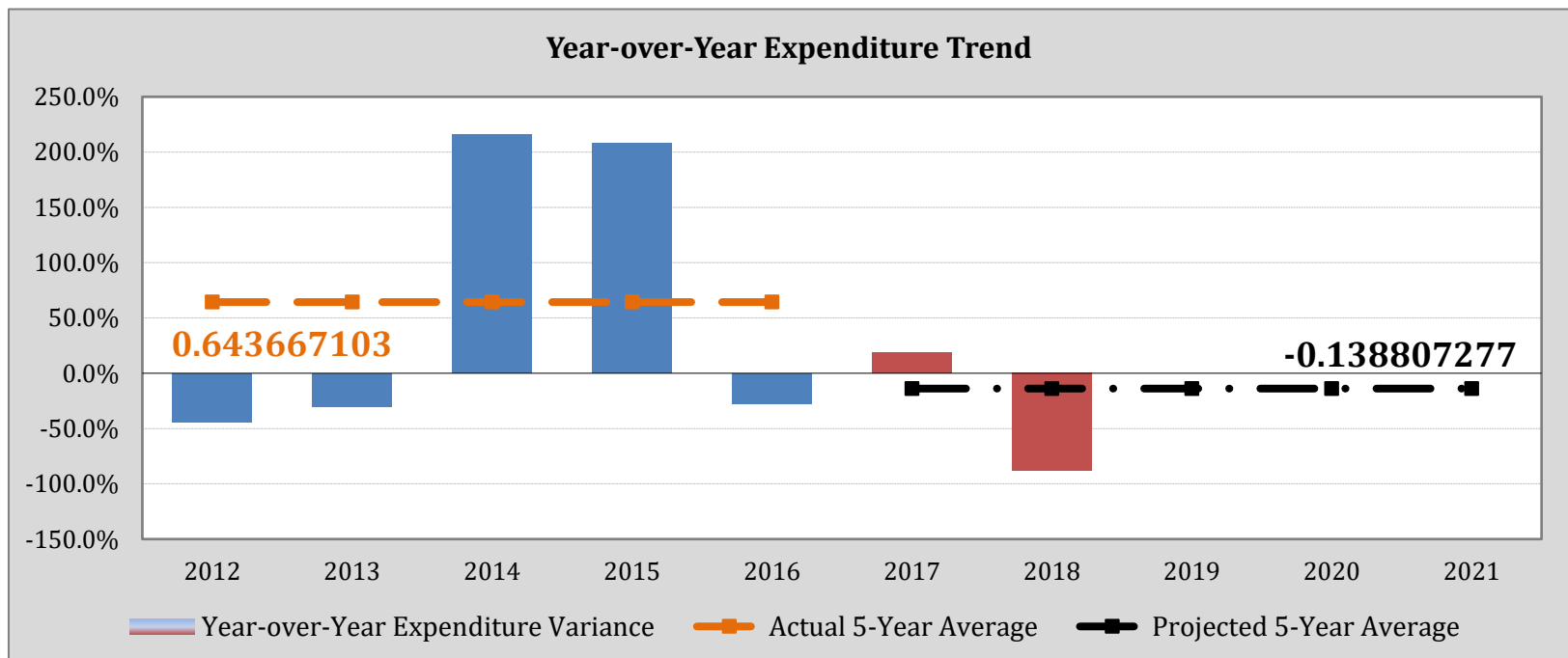
3.050 - Capital Outlay

This line includes expenditures for items having at least a five-year life expectancy, such as land, buildings, improvements of grounds, equipment, computers/technology, furnishings, and buses.



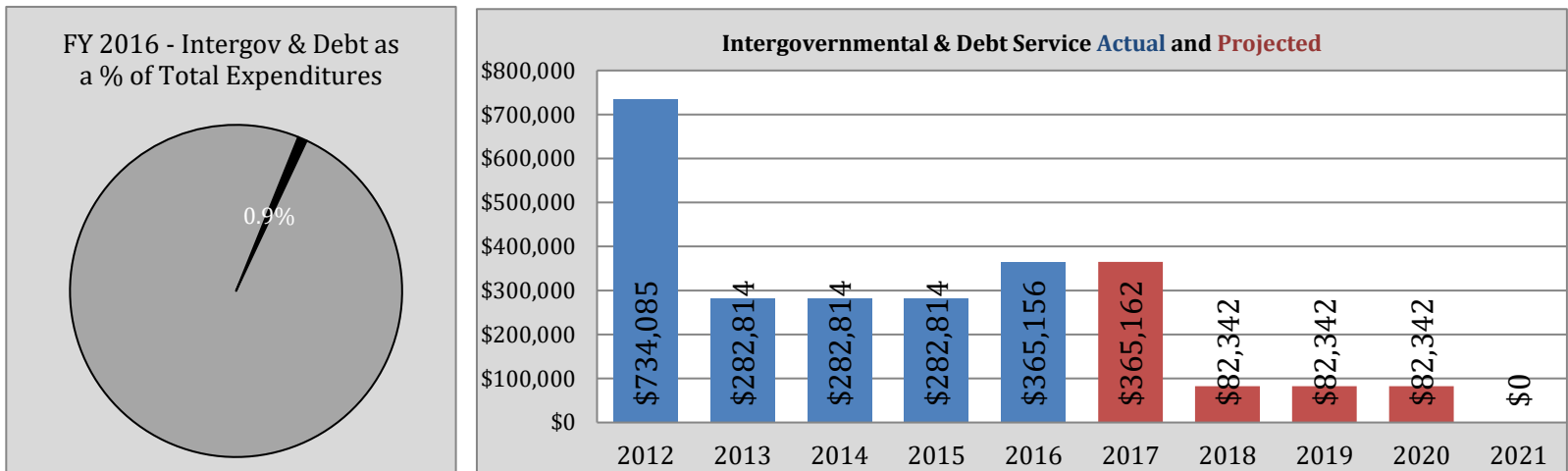
Capital outlay represent 1% of the overall expenditures and includes the purchase of new instructional equipment, special education equipment, buildings and building improvements, and vehicles/busses.

Capital Outlay saw a significant increase (11.9%) in 2016 due to the purchase of computers for state testing. We are projecting slight increase to this amount in fiscal year 2017 and then a reduction for 2018 as short term technology equipment and vehicle needs will have been met and then remain flat lined in the remaining forecasted fiscal years.



3.060-4.060 - Intergovernmental & Debt

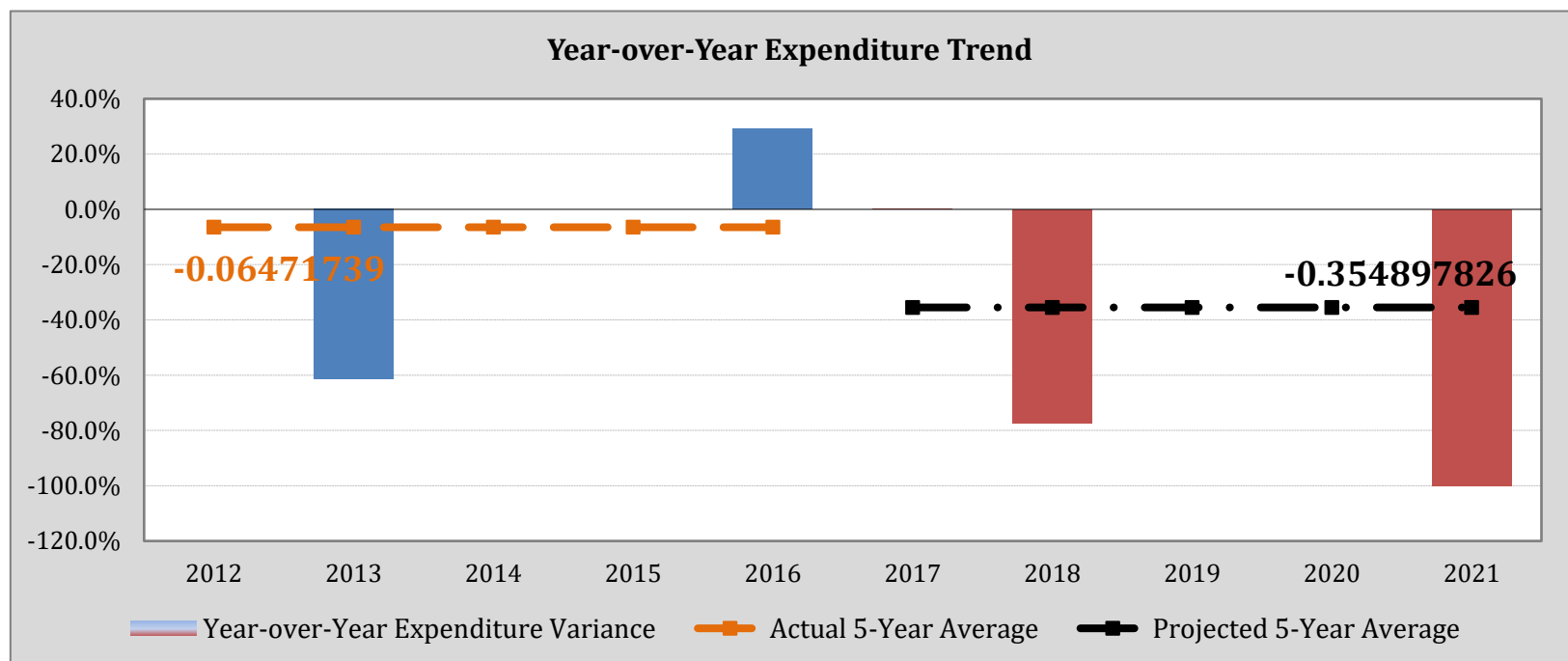
These lines account for pass through payments, as well as monies received by a district on behalf of another governmental entity, plus principal and interest payments for general fund borrowing.



The district has three debt obligations from the General Fund. These obligations are the repayment of two Qualified Zone Academy Bonds and a Lease Purchase of equipment.

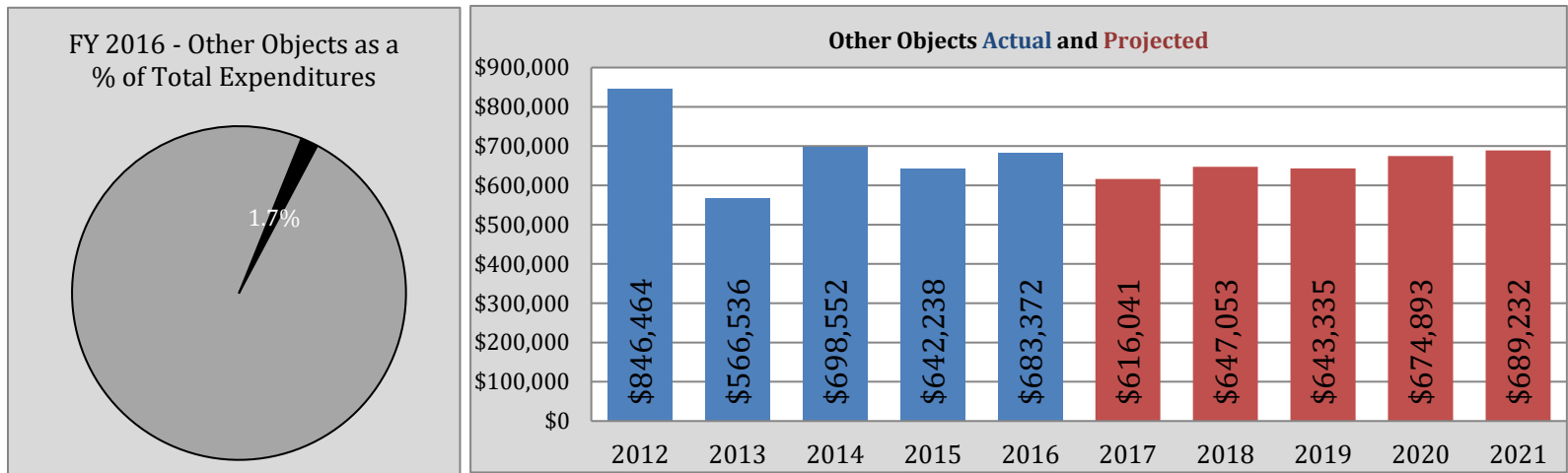
Repayment amortization schedules have been established for each of the two QZAB debt issuances of which the amounts are reflected in the forecast under Principal-Other. Both of these mature in 2017.

The lease-purchase consists of annual payments of \$82,342 of which the first payment was due in 2016. This lease-purchase is for a five year period and expires in 2020.



4.300 - Other Objects

Primary components for this expenditure line are membership dues and fees, ESC contract deductions, County Auditor/Treasurer fees, audit expenses, and election expenses.



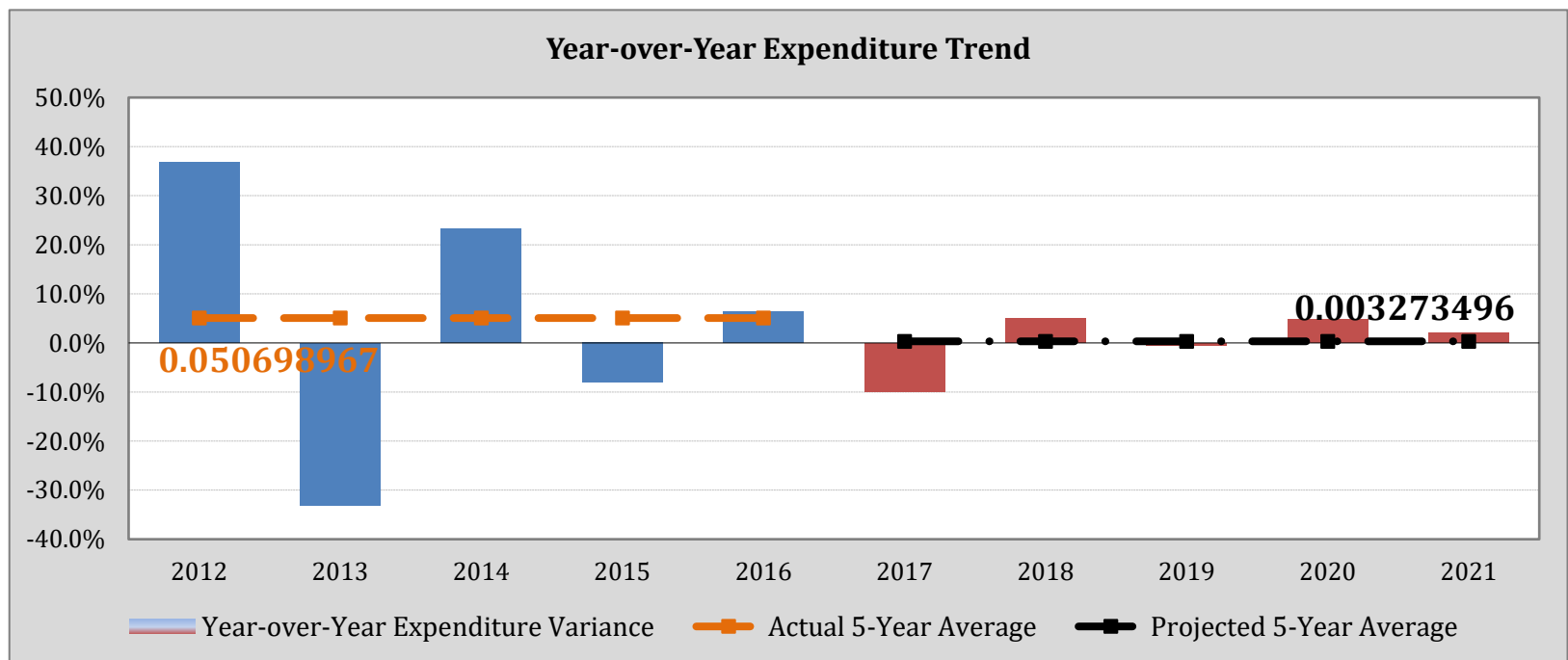
Other Objects represents 1.7% of the expenditures. This category includes Organization Dues/Fees, Audit Costs, County ESC fees, County Fiscal Office Property Tax Collection fees, Bank Charges, Board of Elections Fees, and Insurance premiums.

For fleet and general liability insurance both of which increased slightly for fiscal year 2017 (actual costs are known). These costs are projected to increase an inflationary 2% annually in the forecasted fiscal years.

The most significant of this category are the County Fiscal Office Property Tax Collection fees. These fees increased 7% in 2016 to \$463,058. Projecting a .5% increase in 2017 and then an inflationary 2% annual increase in forecasted fiscal years. Board of election costs had significant increase in 2016. These costs projected to have a corresponding significant decrease in 2017 due to it being a general election year.

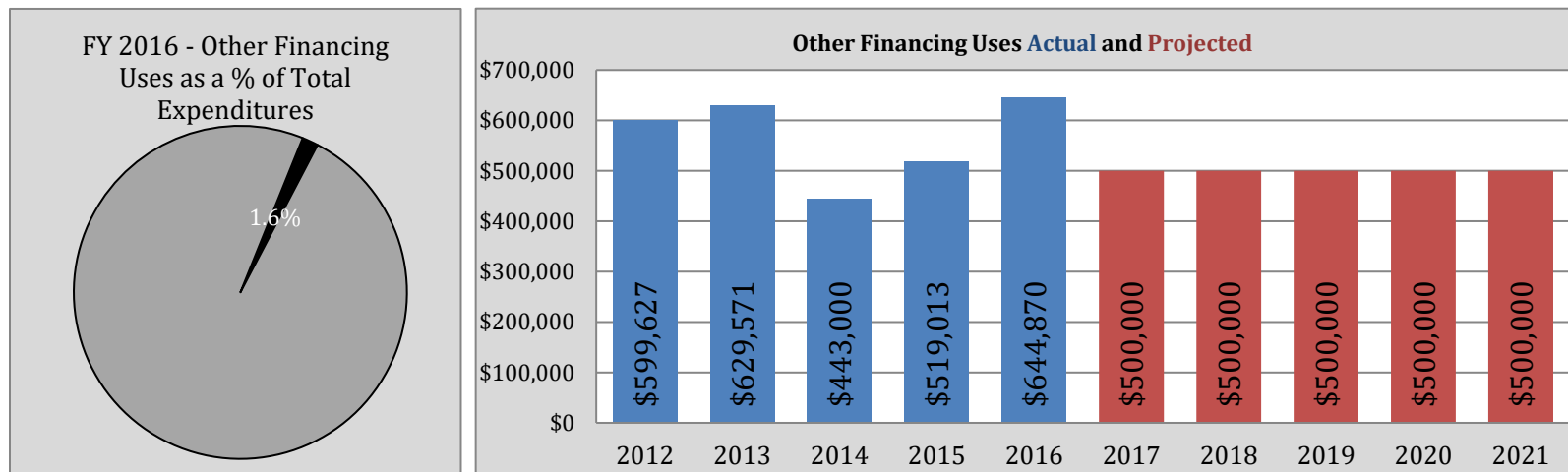
Audit costs and bank fees increased 11% in 2016. These fee are projected to remain flat lined in 2018 and then assume an inflationary 2% annual increase in the forecasted fiscal years.

Dues/fees are projected to remain flat lined over the forecasted fiscal years based on 2016 actual costs.



5.040 - Total Other Financing Uses

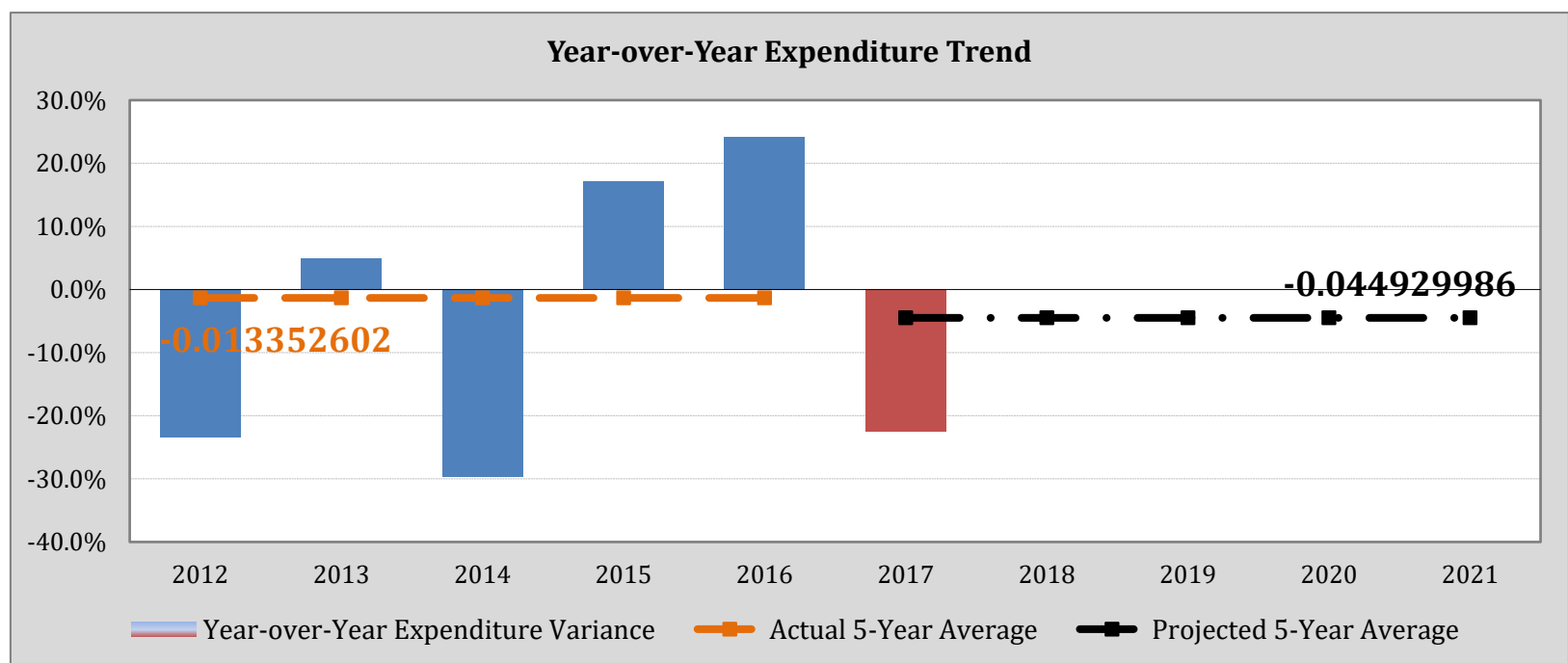
Operating transfers-out, advances out to other funds, and all other general fund financing uses.



This category shows the transfers/advances of monies to other funds that cannot generate enough revenues to offset their expenditures.

Transfers Out is projected to remain constant over the forecasted period and is based on prior year history and anticipated needs.

Advances Out has been required in previous years to help offset fund deficits and shortfalls where future revenue is anticipated. Projected Advances Out is offset through an Advance In in the following fiscal year, thus creating no financial impact on the overall forecast. The amount is based on prior year history.



Forecast Compare

Comparison of Previous Forecast Amounts to Current Forecasted Numbers
F.Y. 2017

		Column A	Column B	Column C	Column D
		Previous Forecast Amounts For F.Y. 2017 Prepared on: 5/17/2016	Current Forecast Amounts For F.Y. 2017 Prepared on: 4/6/2017	Dollar Difference Between Previous and Current	Percent Difference Between Previous and Current
Revenue:					
1	Real Estate & Property Allocation	\$17,304,103	\$17,456,796	\$152,693	0.9%
2	Public Utility Personal Property	\$784,225	\$805,561	\$21,336	2.7%
3	Income Tax	\$0	\$0	\$0	n/a
4	State Foundation Restricted & Unrestricted	\$23,365,409	\$23,194,824	-\$170,585	-0.7%
5	Other Revenue	\$845,975	\$935,800	\$89,825	10.6%
6	Other Non Operating Revenue	\$300,000	\$475,420	\$175,420	58.5%
7	Total Revenue	\$42,599,712	\$42,868,401	\$268,689	0.6%
Expenditures:					
8	Salaries	\$23,546,556	\$23,407,140	-\$139,416	-0.6%
9	Fringe Benefits	\$8,490,056	\$8,411,464	-\$78,592	-0.9%
10	Purchased Services	\$8,029,115	\$8,146,955	\$117,840	1.5%
11	Supplies, Debt, Capital Outlay & Other	\$2,024,097	\$2,479,505	\$455,408	22.5%
12	Other Non Operating Expenditures	\$500,000	\$500,000	\$0	0.0%
13	Total Expenditures	\$42,589,824	\$42,945,064	\$355,240	0.8%
14	Revenue Over/(Under) Expenditures	\$9,888	-\$76,663	-\$86,551	-0.2%*
15	Ending Cash Balance	\$343,975	\$691,702	\$347,727	0.8%*

*Percentage expressed in terms of total expenditures

Material Revenue Differences:

Real Estate and Property Allocation was revised based on updated valuations and delinquency collections.

Other Revenue was updated to include a revised projected increase in TIF payments from the City.

Material Expenditure Differences:

The Salaries being forecasted in 2017 are based on current staffing levels and the actual salaries/wages approved either through the negotiated agreements or the Board along with revised projections for other compensation such as substitutes/OT/severance.

Supplies and Capital Outlay increased due to a delay in textbook purchases that was pushed to 2017 and anticipated technology needs for the 2017 school year.

Garfield Heights City School District

Fiscal Year:	Actual	FORECASTED				
	2016	2017	2018	2019	2020	2021
Revenue:						
1.010 - General Property Tax (Real Estate)	14,420,503	14,655,958	14,309,938	14,336,320	14,386,564	14,424,970
1.020 - Public Utility Personal Property	732,801	805,561	793,199	791,496	789,892	791,967
1.030 - Income Tax	-	-	-	-	-	-
1.035 - Unrestricted Grants-in-Aid	20,018,360	21,945,735	23,043,537	24,163,611	25,332,797	26,560,654
1.040 - Restricted Grants-in-Aid	1,262,447	1,249,088	1,379,019	1,442,045	1,508,222	1,577,708
1.045 - Restricted Federal Grants - SFSF	-	-	-	-	-	-
1.050 - Property Tax Allocation	2,805,112	2,800,838	2,772,293	2,750,995	2,706,967	2,660,045
1.060 - All Other Operating Revenues	1,204,526	935,800	935,800	885,800	885,800	780,800
1.070 - Total Revenue	40,443,749	42,392,981	43,233,786	44,370,266	45,610,243	46,796,143
Other Financing Sources:						
2.010 - Proceeds from Sale of Notes	-	-	-	-	-	-
2.020 - State Emergency Loans and Adv	-	-	-	-	-	-
2.040 - Operating Transfers-In	-	-	-	-	-	-
2.050 - Advances-In	322,495	475,420	300,000	300,000	300,000	300,000
2.060 - All Other Financing Sources	1,300	-	-	-	-	-
2.070 - Total Other Financing Sources	323,795	475,420	300,000	300,000	300,000	300,000
2.080 - Total Rev & Other Sources	40,767,544	42,868,401	43,533,786	44,670,266	45,910,243	47,096,143
Expenditures:						
3.010 - Personnel Services	22,735,378	23,407,140	24,011,630	24,631,730	25,267,844	25,920,386
3.020 - Employee Benefits	7,977,038	8,411,464	8,822,035	9,262,938	9,772,756	10,317,690
3.030 - Purchased Services	7,679,323	8,146,955	8,564,475	9,132,626	9,742,703	10,397,932
3.040 - Supplies and Materials	689,621	1,026,302	815,226	829,530	844,121	859,003
3.050 - Capital Outlay	396,826	472,000	55,000	55,000	55,000	55,000
3.060 - Intergovernmental	-	-	-	-	-	-
Debt Service:						
4.010 - Principal-All Years	365,156	-	-	-	-	-
4.020 - Principal - Notes	-	-	-	-	-	-
4.030 - Principal - State Loans	-	-	-	-	-	-
4.040 - Principal - State Advances	-	-	-	-	-	-
4.050 - Principal - HB264 Loan	-	-	-	-	-	-
4.055 - Principal - Other	-	365,162	82,342	82,342	82,342	-
4.060 - Interest and Fiscal Charges	-	-	-	-	-	-
4.300 - Other Objects	683,372	616,041	647,053	643,335	674,893	689,232
4.500 - Total Expenditures	40,526,714	42,445,064	42,997,760	44,637,502	46,439,660	48,239,243
Other Financing Uses						
5.010 - Operating Transfers-Out	169,450	200,000	200,000	200,000	200,000	200,000
5.020 - Advances-Out	475,420	300,000	300,000	300,000	300,000	300,000
5.030 - All Other Financing Uses	-	-	-	-	-	-
5.040 - Total Other Financing Uses	644,870	500,000	500,000	500,000	500,000	500,000
5.050 - Total Exp and Other Financing Uses	41,171,584	42,945,064	43,497,760	45,137,502	46,939,660	48,739,243
6.010 - Excess of Rev Over/(Under) Exp	(404,040)	(76,663)	36,025	(467,236)	(1,029,417)	(1,643,100)
7.010 - Cash Balance July 1 (No Levies)	1,172,405	768,365	691,702	727,727	260,491	(768,926)
7.020 - Cash Balance June 30 (No Levies)	768,365	691,702	727,727	260,491	(768,926)	(2,412,027)
8.010 - Estimated Encumbrances June 30	275,686	300,000	300,000	300,000	300,000	300,000
9.080 - Reservations Subtotal	-	-	-	-	-	-
10.010 - Fund Bal June 30 for Cert of App	492,679	391,702	427,727	(39,509)	(1,068,926)	(2,712,027)
Rev from Replacement/Renewal Levies						
11.010 & 11.020 - Income & Property Tax-Renewal	-	-	-	-	-	-
11.030 - Cumulative Balance of Levies	-	-	-	-	-	-
12.010 - Fund Bal June 30 for Cert of Obligations	492,679	391,702	427,727	(39,509)	(1,068,926)	(2,712,027)
Revenue from New Levies						
13.010 & 13.020 - Income & Property Tax-New	-	-	-	-	-	-
13.030 - Cumulative Balance of New Levies	-	-	-	-	-	-
15.010 - Unreserved Fund Balance June 30	492,679	391,702	427,727	(39,509)	(1,068,926)	(2,712,027)

Three Year Forecast

	ACTUAL	PROJECTED		
	Fiscal Year 2016	Fiscal Year 2017	Fiscal Year 2018	Fiscal Year 2019
Revenue:				
1.010 - General Property Tax (Real Estate)	14,420,503	14,655,958	14,309,938	14,336,320
1.020 - Public Utility Personal Property	732,801	805,561	793,199	791,496
1.030 - Income Tax	-	-	-	-
1.035 - Unrestricted Grants-in-Aid	20,018,360	21,945,735	23,043,537	24,163,611
1.040 - Restricted Grants-in-Aid	1,262,447	1,249,088	1,379,019	1,442,045
1.045 - Restricted Federal Grants-in-Aid - SFSF	-	-	-	-
1.050 - Property Tax Allocation	2,805,112	2,800,838	2,772,293	2,750,995
1.060 - All Other Operating Revenues	1,204,526	935,800	935,800	885,800
1.070 - Total Revenue	40,443,749	42,392,981	43,233,786	44,370,266
2.070 - Total Other Financing Sources	323,795	475,420	300,000	300,000
2.080 - Total Revenues and Other Financing Sources	40,767,544	42,868,401	43,533,786	44,670,266
Expenditures:				
3.010 - Personnel Services	22,735,378	23,407,140	24,011,630	24,631,730
3.020 - Employees' Retirement/Insurance Benefits	7,977,038	8,411,464	8,822,035	9,262,938
3.030 - Purchased Services	7,679,323	8,146,955	8,564,475	9,132,626
3.040 - Supplies and Materials	689,621	1,026,302	815,226	829,530
3.050 - Capital Outlay	396,826	472,000	55,000	55,000
3.060 - Intergovernmental	-	-	-	-
4.010 - 4.060 - Principal, Interest & Fiscal Charges	365,156	365,162	82,342	82,342
4.300 - Other Objects	683,372	616,041	647,053	643,335
4.500 - Total Expenditures	40,526,714	42,445,064	42,997,760	44,637,502
5.040 - Total Other Financing Uses	644,870	500,000	500,000	500,000
5.050 - Total Expenditures and Other Financing Uses	41,171,584	42,945,064	43,497,760	45,137,502
Excess of Rev & Other Financing Uses Over (Under)				
6.010 - Expenditures and Other Financing Uses	(404,040)	(76,663)	36,025	(467,236)
Cash Balance July 1 - Excluding Proposed Renewal/				
7.010 - Replacement and New Levies	1,172,405	768,365	691,702	727,727
7.020 - Cash Balance June 30	768,365	691,702	727,727	260,491
8.010 - Estimated Encumbrances June 30	275,686	300,000	300,000	300,000
9.080 - Subtotal - Reservation of Fund Balance	-	-	-	-
Fund Balance June 30 for Certification				
10.010 - of Appropriations	492,679	391,702	427,727	(39,509)
11.030 - Cumulative Balance of Replacement/Renewal Levies	-	-	-	-
Fund Balance June 30 for Certification				
12.010 - of Contracts, Salary and Other Obligations	492,679	391,702	427,727	(39,509)
13.030 - Cumulative Balance of New Levies	-	-	-	-
14.010 - Revenue from Future State Advancements	-	-	-	-
15.010 - Unreserved Fund Balance June 30	492,679	391,702	427,727	(39,509)

Three Year Percent Changes - Three Year Average

	Prev. 3-Year Avg. Annual Change	PROJECTED			3-Year Avg. Annual Change
		Fiscal Year 2017	Fiscal Year 2018	Fiscal Year 2019	
Revenue:					
1.010 - General Property Tax (Real Estate)	3.27%	1.63%	-2.36%	0.18%	-0.18%
1.020 - Public Utility Personal Property	13.79%	9.93%	-1.53%	-0.21%	2.73%
1.030 - Income Tax	n/a	n/a	n/a	n/a	n/a
1.035 - Unrestricted Grants-in-Aid	5.95%	9.63%	5.00%	4.86%	6.50%
1.040 - Restricted Grants-in-Aid	527.52%	-1.06%	10.40%	4.57%	4.64%
1.045 - Restricted Federal Grants-in-Aid - SFSF	-100.00%	n/a	n/a	n/a	n/a
1.050 - Property Tax Allocation	4.33%	-0.15%	-1.02%	-0.77%	-0.65%
1.060 - All Other Operating Revenues	9.73%	-22.31%	0.00%	-5.34%	-9.22%
1.070 - Total Revenue	5.62%	4.82%	1.98%	2.63%	3.14%
2.010 - Proceeds from Sale of Notes	n/a	n/a	n/a	n/a	n/a
2.020 - State Emergency Loans and Advancements	n/a	n/a	n/a	n/a	n/a
2.040 - Operating Transfers-In	n/a	n/a	n/a	n/a	n/a
2.050 - Advances-In	17.81%	47.42%	-36.9%	0	3.51%
2.060 - All Other Financing Sources	-2.71%	-100.00%	n/a	n/a	-100.00%
2.070 - Total Other Financing Sources	17.67%	46.83%	-36.9%	0	3.31%
2.080 - Total Revenues and Other Financing Sources	5.43%	5.15%	1.55%	2.61%	3.11%
Expenditures:					
3.010 - Personnel Services	4.30%	2.95%	2.58%	2.58%	2.71%
3.020 - Employees' Retirement/Insurance Benefits	3.73%	5.45%	4.88%	5.00%	5.11%
3.030 - Purchased Services	10.84%	6.09%	5.12%	6.63%	5.95%
3.040 - Supplies and Materials	3.47%	48.82%	-20.57%	1.75%	10.00%
3.050 - Capital Outlay	132.21%	18.94%	-88.35%	0.00%	-23.13%
3.060 - Intergovernmental	n/a	n/a	n/a	n/a	n/a
4.010 - 4.060 - Principal, Interest & Fiscal Charges	9.71%	0.00%	-77.45%	0.00%	-25.82%
4.300 - Other Objects	7.22%	-9.85%	5.03%	-0.57%	-1.80%
4.500 - Total Expenditures	5.48%	4.73%	1.30%	3.81%	3.28%
5.010 - Operating Transfers-Out	-5.20%	18.03%	0.00%	0.00%	6.01%
5.020 - Advances-Out	12.76%	-36.90%	0.00%	0.00%	-12.30%
5.030 - All Other Financing Uses	n/a	n/a	n/a	n/a	n/a
5.040 - Total Other Financing Uses	3.92%	-22.46%	0.00%	0.00%	-7.49%
5.050 - Total Expenditures and Other Financing Uses	5.40%	4.31%	1.29%	3.77%	3.12%
Excess of Rev & Other Financing Uses Over (Under)					
6.010 - Expenditures and Other Financing Uses	-211.97%	-81.03%	-146.99%	-1396.97%	-541.66%
Cash Balance July 1 - Excluding Proposed Renewal/					
7.010 - Replacement and New Levies	20.17%	-34.46%	-9.98%	5.21%	-13.08%
7.020 - Cash Balance June 30	18.62%	-9.98%	5.21%	-64.20%	-22.99%

1.035 - Unrestricted Grants-in-Aid		Revenue Detail Note					Garfield Heights City School District	
		Actual	Projected					
Percentage of Total Revenue:		2016	2017	2018	2019	2020	2021	
49.1%		Not Projected Based Upon Previous Fiscal Year						
1.1	Core Aid Funding (See Note 2 for Detail)	Core Funding Per Pupil	\$5,900	\$6,000	\$6,100	\$6,200	\$6,300	\$6,400
1.2		State Share of Core Funding	72.1%	72.1%	79.2%	79.2%	80.5%	80.5%
1.3		State Core Funding Per Pupil	\$4,253	\$4,325	\$4,833	\$4,913	\$5,070	\$5,151
1.4		Formula ADM	4,039	4,155	3,964	3,911	3,899	3,931
1.5		Total Calculated Core Funding	\$17,178,250	\$17,970,556	\$19,159,264	\$19,214,705	\$19,771,320	20,249,979
1.6		District Adjustments	\$0	\$0	\$0	\$0	\$0	\$0
1.7		Total Projected Core Funding for Fiscal Year from Note 2	\$17,178,250	\$17,970,556	\$19,159,264	\$19,214,705	\$19,771,320	20,249,979
2.1	Targeted Funding	Wealth Based Targeted Assistance Funding	\$3,529,420	\$4,397,519	\$4,340,033	\$4,691,416	\$4,955,691	\$5,468,447
2.2		Agricultural Target Assistance Supplemental	\$0	\$0	\$0	\$0	\$0	\$0
2.3		Total Targeted Funding from Note 2	\$3,529,420	\$4,397,519	\$4,340,033	\$4,691,416	\$4,955,691	\$5,468,447
3.1		Total Special Education Funding from Note 1	\$3,122,064	\$3,336,151	\$3,542,177	\$3,577,599	\$3,670,292	\$3,706,994
3.2		K-3 Literacy Aid from Note 1	\$286,794	\$291,659	\$301,848	\$309,535	\$329,865	\$334,926
3.3		Total ELL Funding from Note 1	\$21,685	\$17,476	\$24,675	\$24,675	\$25,063	\$25,063
3.4		Total Gifted Funding from Note 1	\$184,948	\$187,266	\$180,378	\$177,727	\$177,123	\$178,734
3.5		Total Economic Disadvantaged Aid from Note 1	\$1,629,844	\$1,592,406	\$1,514,962	\$1,494,739	\$1,490,130	\$1,502,421
4.1	Square Miles	Transportation Aid	629,117	\$611,705	\$672,433	\$672,433	\$683,025	\$683,025
4.2	7	Supplemental Transportation	-	\$0	\$0	\$0	\$0	\$0
4.3		District Adjustments Impacting Base						
4.4		Base Formula Funding	\$26,582,122	\$28,404,736	\$29,735,769	\$30,162,829	\$31,102,509	\$32,149,590
4.5		Career Tech Weighted Funding	34,016	25,432	28,500	28,500	28,500	28,500
4.6		Career Tech Associated Services	-	3,163				
4.7 (Note 2)		Capacity Aid	-	-	-	-	-	-
4.8 (Note 1)		Graduation Bonus	77,788	80,331	74,495	82,460	80,047	65,890
4.9 (Note 1)		Third Grade Proficiency Bonus	36,168	15,618	52,284	48,570	46,395	53,722
4.1		Foundation Funding	\$26,730,095	\$28,529,279	\$29,891,047	\$30,322,358	\$31,257,452	\$32,297,702
5.1		5 Foundation Basis for Guarantee (Less CTC in '17+)	19,505,345	\$19,471,329	\$19,081,903	\$18,692,476	\$18,303,049	\$18,303,049
5.2		PY Adjusted Foundation Basis for "Cap" Calculations	19,505,345	\$20,934,230	\$22,504,297	\$23,629,512	\$24,810,988	\$26,051,537
5.3		Guarantee Percentage of 2015 Funding	100%	100%	98%	96%	94%	94%
5.4		Transitional Aid Guarantee	\$0	\$0	\$0	\$0	\$0	\$0
5.5		Growth Cap	1.075	1.075	1.050	1.050	1.050	1.050
5.6		Maximum Capped Amount	20,968,246	22,504,297	23,629,512	24,810,988	26,051,537	27,354,114
	FY15 Final Funding	\$19,505,345	Final Funding Amount	21,082,203	22,628,841	23,784,791	24,970,517	26,206,480
5.8		Unfunded Formula Above Cap	\$5,647,892	\$5,900,438	\$6,106,256	\$5,351,841	\$5,050,972	\$4,795,476
6.1		Preschool	248,755	250,607	250,000	250,000	250,000	250,000
6.2		Special Education Transportation	97,473	119,705	100,000	100,000	100,000	100,000
6.3	Per Pupil, FY17:	\$49.89	Casino Funding	92,914	207,308	197,765	195,138	194,539
6.4		Prior Year SFPR Adjustments						
6.5		2016 TPP Hold Harmless	-	-				
6.6		Career Tech - Negative Adj to Restricted	(34,016)	(28,594)	(28,500)	(28,500)	(28,500)	(28,500)
6.7		Econ Disadvantaged - Negative Adj to Restricted	(1,230,201)	(1,200,494)	(1,260,519)	(1,323,545)	(1,389,722)	(1,459,208)
6.8								
7.1	District, Prior Year Adjustments, etc.	Other Adjustments	-					
7.2		Special Ed Adjustment	-					
7.3		PY SFPR Adjustments	(279,952)	(31,637)				
7.4		Other Adjustments						
7.5		Other Adjustments						
7.6		Other Adjustments						
7.7		Other Adjustments						
7.8		Other Adjustments						
7.9		Other Adjustments						
7.10		Other Adjustments						
		Adjustment for Current Cash Flow Trend:						
	Total	20,018,360	19,977,176	21,945,735	23,043,537	24,163,611	25,332,797	26,560,654
	Dollar Change over Prior year		1,300,942	1,968,560	1,097,801	1,120,074	1,169,187	1,227,857
	Percentage Change over Prior Year		6.97%	9.85%	5.00%	4.86%	4.84%	4.85%

Note 3

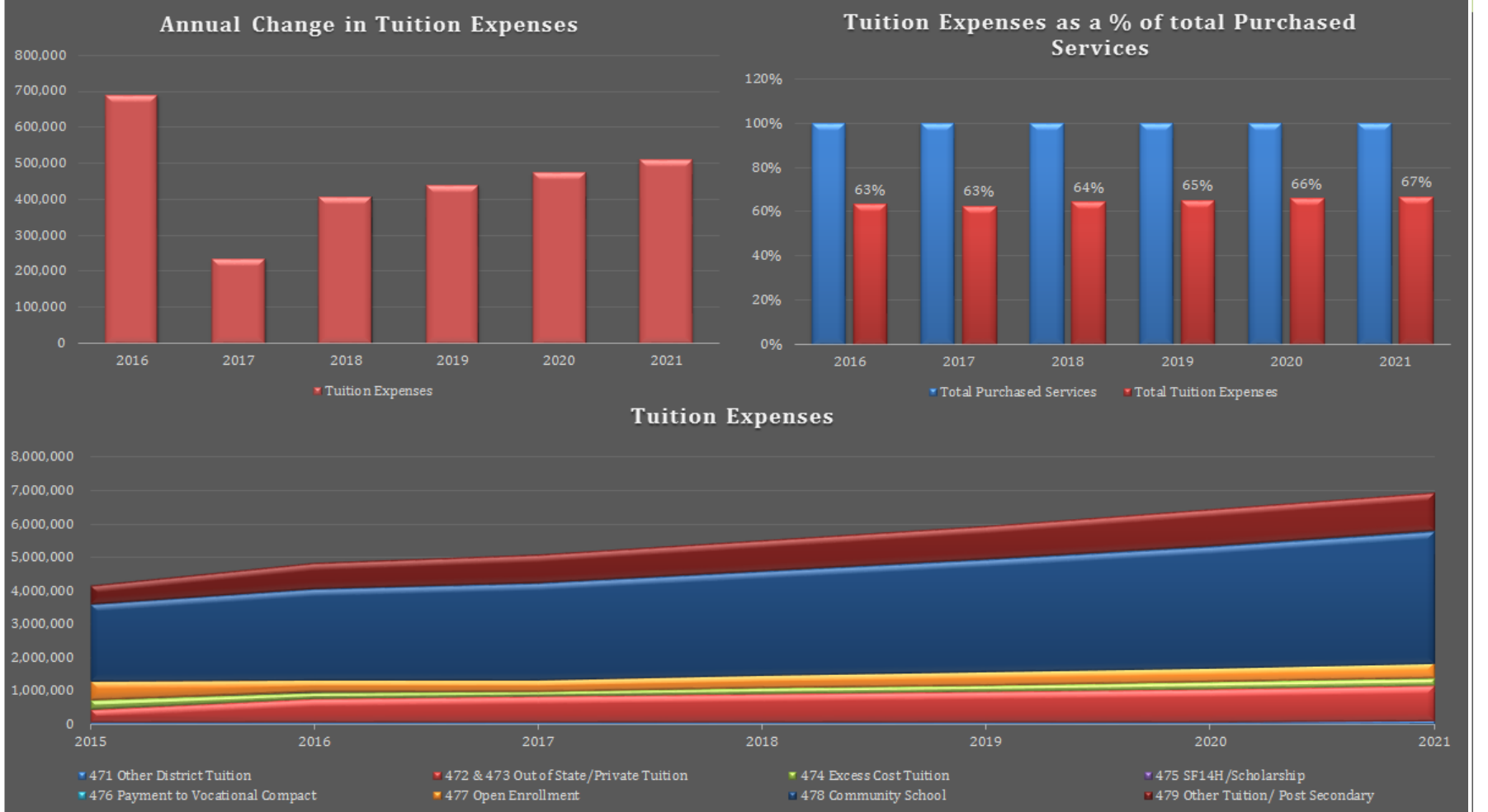
Insurance Plans and Rates

Plan Description	Plan Type	2016	2017	2018	2019	2020	2021
		Actual	Insurance Rate Projections				
SuperMed Plus-Cert, Qualified/S	Medical	3.88%	5.46%	10.00%	8.00%	8.00%	8.00%
SuperMed Plus-Cert,Qualified/F	Medical	3.88%	5.46%	10.00%	8.00%	8.00%	8.00%
SuperMed Plus-Class/S	Medical	1.05%	7.22%	10.00%	8.00%	8.00%	8.00%
SuperMed Plus-Class/F	Medical	1.04%	7.22%	10.00%	8.00%	8.00%	8.00%
SuperMed Plus-Admin,Exempt,C	Medical	3.88%	5.46%	10.00%	8.00%	8.00%	8.00%
SuperMed Plus-Admin, Exempt,	Medical	3.88%	5.46%	10.00%	8.00%	8.00%	8.00%
SuperMed Select/F	Medical	-11.71%	5.47%	10.00%	8.00%	8.00%	8.00%
Ideal Plan/S	Medical	3.88%	5.46%	10.00%	8.00%	8.00%	8.00%
Ideal Plan/F	Medical	2.78%	5.46%	10.00%	8.00%	8.00%	8.00%
Ideal Plan-Class/S	Medical	5.58%	7.22%	10.00%	8.00%	8.00%	8.00%
Ideal Plan-Class/F	Medical	6.71%	7.22%	10.00%	8.00%	8.00%	8.00%
Minimum Value Plan/S	Medical	5.58%	7.22%	10.00%	8.00%	8.00%	8.00%
Minimum Value Plan/F	Medical	5.58%	7.22%	10.00%	8.00%	8.00%	8.00%
DVP(\$10/\$20/\$40)/S	Rx	6.04%	14.84%	11.88%	8.00%	8.00%	8.00%
DVP(\$10/\$20/\$40)/F	Rx	6.49%	13.57%	11.15%	8.00%	8.00%	8.00%
DVP(\$5/\$10)/S	Rx	5.19%	15.64%	12.33%	8.00%	8.00%	8.00%
DVP(\$5/\$10)/F	Rx	4.99%	15.17%	12.07%	8.00%	8.00%	8.00%
DVP(\$10/\$20/\$40)Class/S	Rx	6.58%	16.75%	11.88%	8.00%	8.00%	8.00%
DVP(\$10/\$20/\$40)Class/F	Rx	7.04%	15.47%	11.15%	8.00%	8.00%	8.00%
DVP-Ideal Plan/S	Rx	7.12%	21.20%	11.54%	8.00%	8.00%	8.00%
DVP-Ideal Plan/F	Rx	7.56%	23.53%	10.91%	8.00%	8.00%	8.00%
DVP-Min Value Plan/S	Rx	11.41%	13.49%	10.01%	8.00%	8.00%	8.00%
DVP-Min Value Plan/F	Rx	11.71%	11.93%	9.08%	8.00%	8.00%	8.00%
Incentive F	Other	0.00%	0.00%	0.00%	0.00%	0.00%	0.00%

Plan Description	2015	2016	2017	2018	2019	2020	2021
	Board Actual \$	Projected Plan Rates - ANNUAL Premium					
SuperMed Plus-Cert, Qualified/S	\$ 5,422	\$ 5,633	\$ 5,940	\$ 6,534	\$ 7,057	\$ 7,621	\$ 8,231
SuperMed Plus-Cert,Qualified/F	\$ 11,522	\$ 11,969	\$ 12,623	\$ 13,885	\$ 14,996	\$ 16,195	\$ 17,491
SuperMed Plus-Class/S	\$ 5,422	\$ 5,479	\$ 5,875	\$ 6,462	\$ 6,979	\$ 7,537	\$ 8,140
SuperMed Plus-Class/F	\$ 11,522	\$ 11,642	\$ 12,483	\$ 13,731	\$ 14,829	\$ 16,016	\$ 17,297
SuperMed Plus-Admin,Exempt,C	\$ 5,422	\$ 5,632	\$ 5,940	\$ 6,534	\$ 7,057	\$ 7,621	\$ 8,231
SuperMed Plus-Admin, Exempt,	\$ 11,522	\$ 11,969	\$ 12,623	\$ 13,885	\$ 14,996	\$ 16,195	\$ 17,491
SuperMed Select/F	\$ 13,651	\$ 12,052	\$ 12,712	\$ 13,983	\$ 15,102	\$ 16,310	\$ 17,614
Ideal Plan/S	\$ 4,781	\$ 4,967	\$ 5,238	\$ 5,761	\$ 6,222	\$ 6,720	\$ 7,258
Ideal Plan/F	\$ 10,270	\$ 10,555	\$ 11,131	\$ 12,244	\$ 13,224	\$ 14,282	\$ 15,424
Ideal Plan-Class/S	\$ 4,833	\$ 5,102	\$ 5,471	\$ 6,018	\$ 6,499	\$ 7,019	\$ 7,581
Ideal Plan-Class/F	\$ 10,161	\$ 10,843	\$ 11,626	\$ 12,788	\$ 13,812	\$ 14,916	\$ 16,110
Minimum Value Plan/S	\$ 3,033	\$ 3,202	\$ 3,433	\$ 3,777	\$ 4,079	\$ 4,405	\$ 4,758
Minimum Value Plan/F	\$ 6,444	\$ 6,804	\$ 7,295	\$ 8,024	\$ 8,666	\$ 9,360	\$ 10,108
DVP(\$10/\$20/\$40)/S	\$ 1,532	\$ 1,625	\$ 1,866	\$ 2,088	\$ 2,255	\$ 2,435	\$ 2,630
DVP(\$10/\$20/\$40)/F	\$ 3,514	\$ 3,742	\$ 4,250	\$ 4,724	\$ 5,102	\$ 5,510	\$ 5,951
DVP(\$5/\$10)/S	\$ 1,791	\$ 1,884	\$ 2,178	\$ 2,447	\$ 2,642	\$ 2,854	\$ 3,082
DVP(\$5/\$10)/F	\$ 4,610	\$ 4,840	\$ 5,574	\$ 6,246	\$ 6,746	\$ 7,286	\$ 7,869
DVP(\$10/\$20/\$40)Class/S	\$ 1,483	\$ 1,581	\$ 1,845	\$ 2,065	\$ 2,230	\$ 2,408	\$ 2,601
DVP(\$10/\$20/\$40)Class/F	\$ 3,401	\$ 3,640	\$ 4,203	\$ 4,672	\$ 5,046	\$ 5,449	\$ 5,885
DVP-Ideal Plan/S	\$ 1,294	\$ 1,387	\$ 1,681	\$ 1,875	\$ 2,024	\$ 2,186	\$ 2,361
DVP-Ideal Plan/F	\$ 3,009	\$ 3,236	\$ 3,997	\$ 4,433	\$ 4,788	\$ 5,171	\$ 5,585
DVP-Min Value Plan/S	\$ 1,024	\$ 1,141	\$ 1,295	\$ 1,425	\$ 1,539	\$ 1,662	\$ 1,795
DVP-Min Value Plan/F	\$ 2,454	\$ 2,741	\$ 3,069	\$ 3,347	\$ 3,615	\$ 3,904	\$ 4,216
Incentive F	\$ 2,000	\$ 2,000	\$ 2,000	\$ 2,000	\$ 2,000	\$ 2,000	\$ 2,000

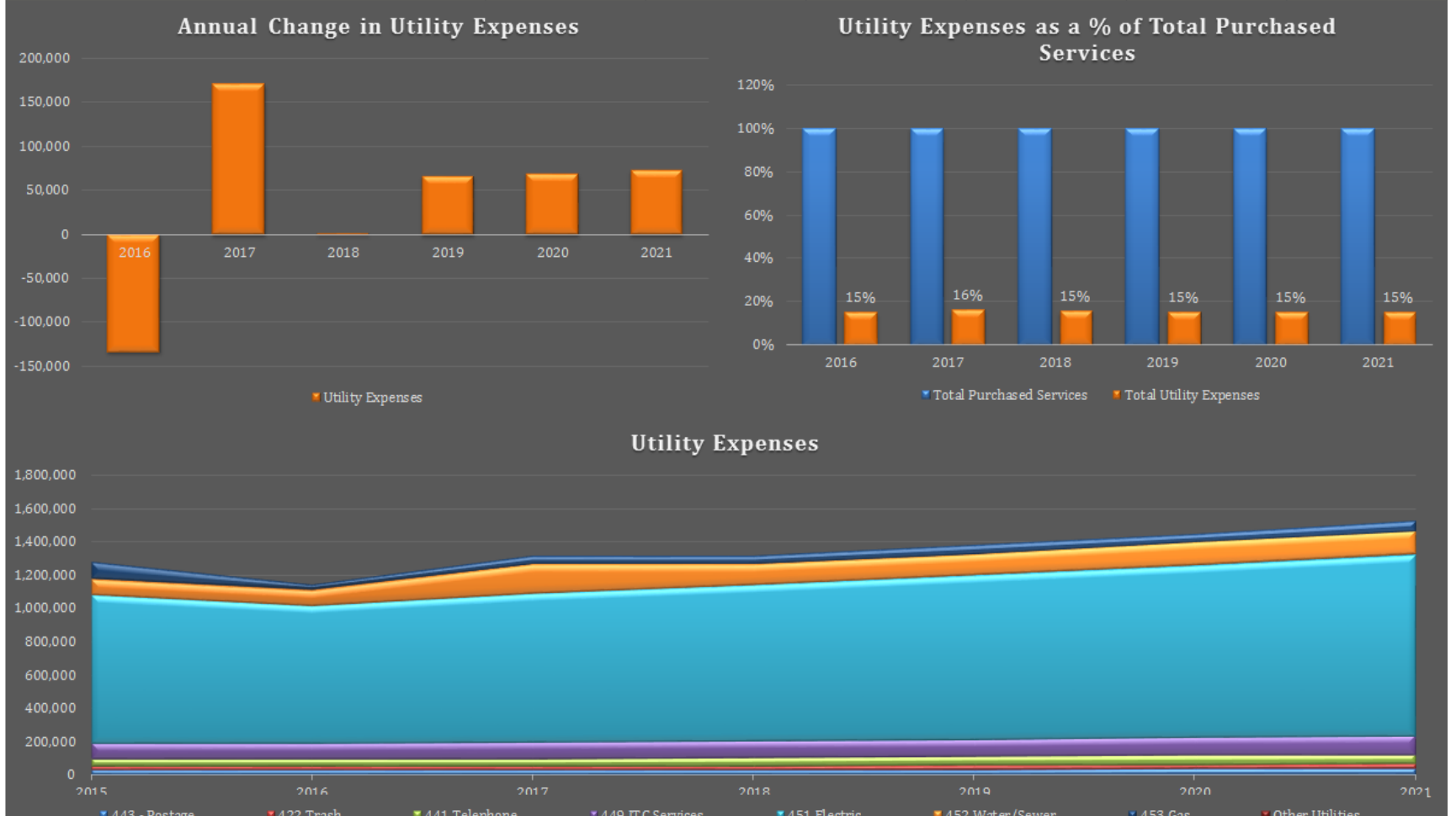
Note 1

Name of Expenses to be Presented							
Tuition Expenses							
Description	2015	2016	2017	2018	2019	2020	2021
471 Other District Tuition	81,710	74,343	75,000	81,000	87,480	94,478	102,037
% Change from prior year	150.9%	-9.0%	0.9%	8.0%	8.0%	8.0%	8.0%
472 & 473 Out of State/Private Tuition	384,828	715,287	772,510	834,311	901,056	973,140	1,050,991
% Change from prior year	1096.1%	85.9%	8.0%	8.0%	8.0%	8.0%	8.0%
474 Excess Cost Tuition	267,146	156,059	160,741	173,600	187,488	202,487	218,686
% Change from prior year	38.4%	-41.6%	3.0%	8.0%	8.0%	8.0%	8.0%
475 SF14H/Scholarship	0	43,150	0	0	0	0	0
% Change from prior year	-100.0%	0.0%	-100.0%	0.0%	0.0%	0.0%	0.0%
476 Payment to Vocational Compact	0	0	0	0	0	0	0
% Change from prior year	0.0%	0.0%	0.0%	0.0%	0.0%	0.0%	0.0%
477 Open Enrollment	558,684	349,354	350,000	378,000	408,240	440,899	476,171
% Change from prior year	43.2%	-37.5%	0.2%	8.0%	8.0%	8.0%	8.0%
478 Community School	2,316,121	2,750,745	2,888,282	3,119,345	3,368,892	3,638,404	3,929,476
% Change from prior year	-1.9%	18.8%	5.0%	8.0%	8.0%	8.0%	8.0%
479 Other Tuition/ Post Secondary	557,985	768,891	845,780	913,443	986,518	1,065,439	1,150,674
% Change from prior year	88.9%	37.8%	10.0%	8.0%	8.0%	8.0%	8.0%
Total Purchased Services	7,030,273	7,679,323	8,146,955	8,564,475	9,132,626	9,742,703	10,397,932
Total Tuition Expenses	4,166,474	4,857,829	5,092,313	5,499,698	5,939,674	6,414,848	6,928,036
Total for Detailed Note 1		691,355	234,484	407,385	439,976	475,174	513,188



Note 2

Name of Expenses to be Presented							
Utility Expenses							
Description	2015	2016	2017	2018	2019	2020	2021
443 - Postage	37,092	32,456	34,079	35,783	37,572	39,450	41,423
% Change from prior year	18.4%	-12.5%	5.0%	5.0%	5.0%	5.0%	5.0%
422 Trash	19,042	22,518	23,000	24,150	25,358	26,625	27,957
% Change from prior year	4.2%	18.3%	2.1%	5.0%	5.0%	5.0%	5.0%
441 Telephone	47,038	44,109	46,314	48,630	51,062	53,615	56,296
% Change from prior year	36.2%	-6.2%	5.0%	5.0%	5.0%	5.0%	5.0%
449 ITC Services	87,942	95,122	95,000	99,750	104,738	109,974	115,473
% Change from prior year	4.4%	8.2%	-0.1%	5.0%	5.0%	5.0%	5.0%
451 Electric	898,418	825,889	891,960	936,558	983,386	1,032,555	1,084,183
% Change from prior year	7.7%	-8.1%	8.0%	5.0%	5.0%	5.0%	5.0%
452 Water/Sewer	91,491	96,589	175,000	120,000	126,000	132,300	138,915
% Change from prior year	33.9%	5.6%	81.2%	-31.4%	5.0%	5.0%	5.0%
453 Gas	97,960	28,781	50,000	52,500	55,125	57,881	60,775
% Change from prior year	0.1%	-70.6%	73.7%	5.0%	5.0%	5.0%	5.0%
Other Utilities	0	0	0	0	0	0	0
% Change from prior year	0.0%	0.0%	0.0%	0.0%	0.0%	0.0%	0.0%
Total Purchased Services	7,030,273	7,679,323	8,146,955	8,564,475	9,132,626	9,742,703	10,397,932
Total Utility Expenses	1,278,983	1,145,464	1,315,353	1,317,371	1,383,240	1,452,402	1,525,022
Total for Detailed Note 2		-133,519	169,889	2,018	65,869	69,162	72,620



3.030 - Purchased Services

Note 3

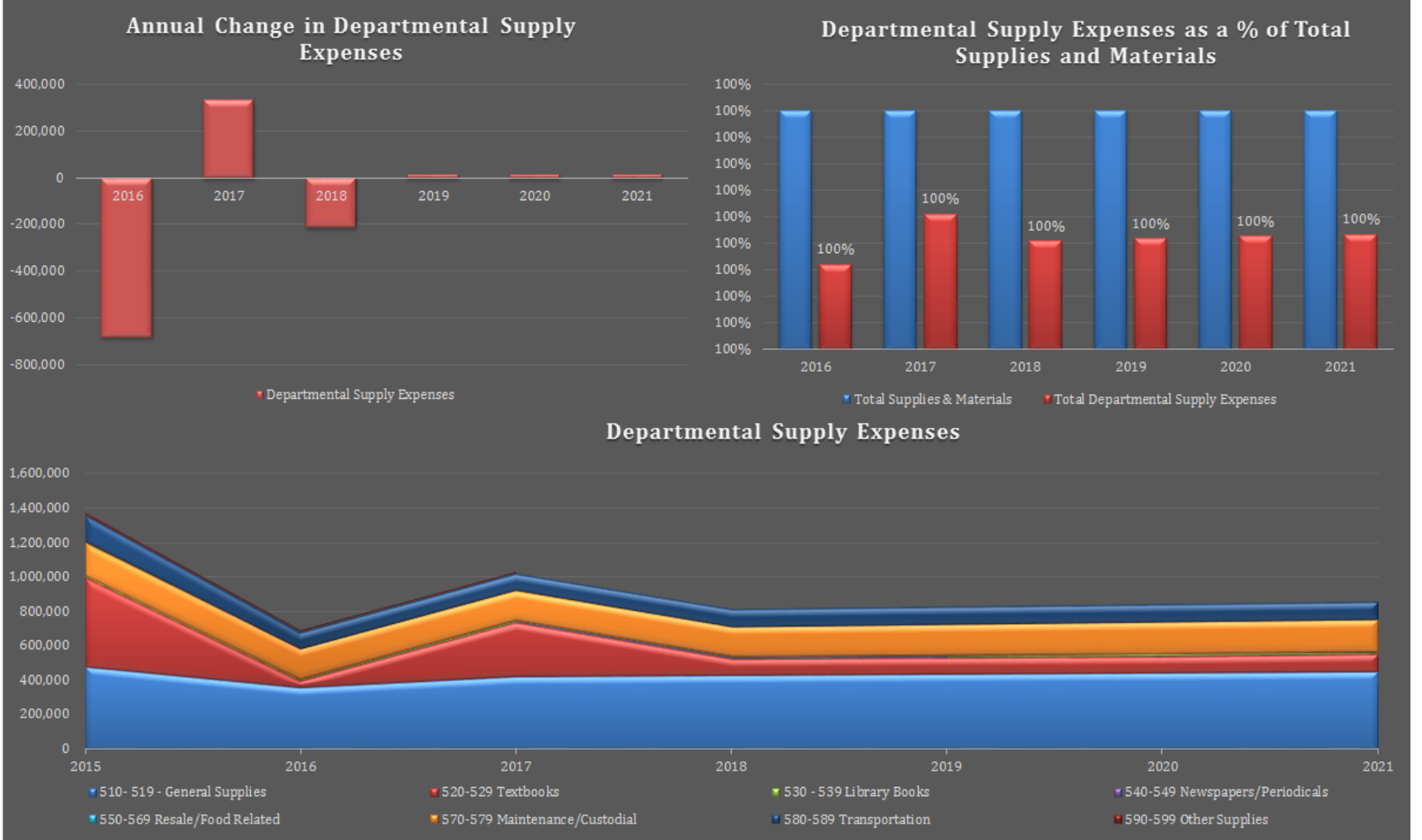
Name of Expenses to be Presented

Other Purchase Services

Description	2015	2016	2017	2018	2019	2020	2021
410-412 - VLA/Substitues/Instr	391,149	431,213	430,000	438,600	447,372	456,319	465,446
% Change from prior year	25.5%	10.2%	-0.3%	2.0%	2.0%	2.0%	2.0%
414-419 - Legal/Professional Fe	231,808	265,322	278,588	284,160	289,843	295,640	301,553
% Change from prior year	-14.6%	14.5%	5.0%	2.0%	2.0%	2.0%	2.0%
413 - Health/Psych/OT/PT/ELL	471,897	407,290	422,200	455,976	492,454	531,850	574,398
% Change from prior year	24.4%	-13.7%	3.7%	8.0%	8.0%	8.0%	8.0%
423-429 - Property Serv/Copier	431,163	450,373	450,000	459,000	468,180	477,544	487,094
% Change from prior year	-14.8%	4.5%	-0.1%	2.0%	2.0%	2.0%	2.0%
431-439 - Travel/Mtg Exp/Bd Se	14,232	21,316	28,500	29,070	29,651	30,244	30,849
% Change from prior year	-31.5%	49.8%	33.7%	2.0%	2.0%	2.0%	2.0%
446, 461 - Advertising/Printing	27,639	29,840	30,000	30,600	31,212	31,836	32,473
% Change from prior year	166.9%	8.0%	0.5%	2.0%	2.0%	2.0%	2.0%
481-489 - Transportation Serv	15,122	70,676	100,000	50,000	51,000	52,020	53,060
% Change from prior year	-8.7%	367.4%	41.5%	-50.0%	2.0%	2.0%	2.0%
	0	0					
% Change from prior year	0.0%	0.0%	0.0%	0.0%	0.0%	0.0%	0.0%
Total Purchased Services	7,030,273	7,679,323	8,146,955	8,564,475	9,132,626	9,742,703	10,397,932
Total Other Purchase Services	1,583,010	1,676,030	1,739,288	1,747,406	1,809,713	1,875,454	1,944,874
Total for Detailed Note 3		93,020	63,258	8,118	62,307	65,741	69,420

Note 1

Name of Expenses to be Presented							
Departmental Supply Expenses							
Description	2015	2016	2017	2018	2019	2020	2021
510- 519 - General Supplies	472,180	353,003	412,700	420,954	429,373	437,961	446,720
% Change from prior year	30.9%	-25.2%	16.9%	2.0%	2.0%	2.0%	2.0%
520-529 Textbooks	518,452	41,907	318,500	100,000	100,000	100,000	100,000
% Change from prior year	106.1%	-91.9%	660.0%	-68.6%	0.0%	0.0%	0.0%
530 - 539 Library Books	7,028	4,224	8,000	8,160	8,323	8,490	8,659
% Change from prior year	-7.1%	-39.9%	89.4%	2.0%	2.0%	2.0%	2.0%
540-549 Newspapers/Periodica	5,726	1,498	4,500	4,590	4,682	4,775	4,871
% Change from prior year	130.1%	-73.8%	200.4%	2.0%	2.0%	2.0%	2.0%
550-569 Resale/Food Related	2,289	4,199	100	0	0	0	0
% Change from prior year	-97.3%	83.4%	-97.6%	-100.0%	0.0%	0.0%	0.0%
570-579 Maintenance/Custodia	193,245	176,219	176,000	179,520	183,110	186,773	190,508
% Change from prior year	41.1%	-8.8%	-0.1%	2.0%	2.0%	2.0%	2.0%
580-589 Transportation	159,009	101,067	100,000	102,000	104,040	106,121	108,243
% Change from prior year	11.5%	-36.4%	-1.1%	2.0%	2.0%	2.0%	2.0%
590-599 Other Supplies	13,292	7,502	6,500	0	0	0	0
% Change from prior year	388.0%	-43.6%	-13.4%	-100.0%	0.0%	0.0%	0.0%
Total Supplies & Materials	1,371,218	689,621	1,026,302	815,226	829,530	844,121	859,003
Total Departmental Supply Ex	1,371,221	689,619	1,026,300	815,224	829,528	844,119	859,001
Total for Detailed Note 1		-681,602	336,681	-211,076	14,304	14,591	14,882



Employee Leaves

<i>Last</i>	<i>First</i>	<i>Bldg</i>	<i>Type</i>	<i>Date Out</i>	<i>Date Back</i>	<i>Notes</i>
Carpico	Erica	WF	Maternity LOA	05/03/17	10/16/17	Maternity LOA (FMLA)
Estvanic	Matthew	HS	Intermittent Medical LOA	05/04/17	05/03/18	Intermittent Medical LOA (FMLA)
Kennedy	Katherine	WF	Unpaid LOA	05/15/17	05/16/17	Unpaid LOA
King	Valerie	ML	Maternity LOA	08/11/17	08/28/17	Maternity LOA (FMLA)
Kosta	Elisabetta	WF	Maternity LOA	08/25/17	08/01/18	Maternity LOA (FMLA)
Majors	Dawn	MS	Admin. LOA	05/03/17	TBD	Paid Administrative LOA
Matthews-Marks	Lydia	MS	Medical LOA	04/19/17	06/01/17	Medical LOA
Merda	Paul	HS	Intermittent Medical LOA	04/24/17	04/23/18	Intermittent Medical LOA (FMLA)
Mulally	Christine	WF	Medical LOA	05/04/17	TBD	Medical LOA
Nash	Patricia	EW	Medical LOA	04/21/17	05/01/17	Medical LOA for family member
Pomiecko	Natalie	HS	Unpaid LOA	05/01/17	05/02/17	Unpaid LOA
Raleigh	Donna	MS	Medical LOA	04/03/17	TBD	Medical LOA
Skocdopole	Katie	LC	Maternity LOA	10/11/17	11/20/17	Maternity LOA (FMLA)
Tekancic	Kelly	WF	Intermittent Medical LOA	04/26/17	04/25/18	Intermittent Medical LOA for family member (FMLA)

Limited Contracts
2017-2018

<i>First</i>	<i>Last</i>
Elysia	Augustine
Mary	Bailey
Katie	Bandiera
Abby	Banning
Katherine	Barnes
Laura	Bartlett
Rebecca	Bauman
Jolene	Bodnovich
Kathryn	Brooks
Christina	Brown
Reiko	Carey
Bridget	Chase
Tiffany	Clendenning
Stacey	Cohn
Timothy	Cohn
Rosemarie	Daddario
Allison	Davila
Ike	Dawson III
Ashlee	Dietrich
Christina	DiPadova
Timothy	Duhanich
Tina	Durey
Matthew	Dziak
Janine	El-Amin
Tessa	Emery
Christopher	Eppley
Matthew	Estvanic
Bridget	Ferguson
Stormi	Fletcher
Kristen	Fox
Melissa	Francis
Brittany	Funk
April	Gregan
George	Hasenohrl
Kelcie	Herberger
Melissa	Herman
Megan	Higginbotham
John	Howells
Margarita	Hubert
Valerie	Hudak
Jamison	Hultine
Julie	Jameson
Emily	Kairis
Leah	Keefe
Katherine	Kennedy
Valerie	King
Keith	Kneisel
April	Knight
Kyle	Kovach

Limited Contracts
2017-2018

Robert	Kusnerik
Candice	Lanse
Brittany	Leone
Jeffrey	Logan
James	Lupica
Shannon	Maher
Michelle	Marand
Lana	Mastroianni
Karyn	Mazzolini
Paul	Merda
Sarah	Meyer
Laurie	Molnar
Melissa	Murphy
Amanda	Myslenski
Meghan	Neluna
Zachary	Noernberg
Debra	Norris
Dana	Ogorek
Jason	Osborne
Megan	Ostrowski
Kayla	Palmer
Jeffrey	Papesh
Andrew	Pavelek
Stephen	Pernod
Joseph	Petit
Bryan	Petsche
Devlin	Pope
Linda	Puchmeyer
Nicole	Ramos
Kelly	Rauschkolb
Alyssa	Reichard
Brian	Reid
Kristen	Richardson
Caitlin	Rickus
Sarah	Routh
Heather	Saluan
Ashlyn	Santurri
Jennifer	Schmalz
Ryan	Schuman
Auburn	Seneczko
Katie	Skocdopole
April	Smith
Holly	Spooner
Kaitlyn	Stelts
Benjamin	Swope
Jeffrey	Throckmorton
Stephen	Ullemeyer
Angela	Varga
Amanda	Walden
Melanie	Warren

Limited Contracts
2017-2018

Constance	Watt
Elizabeth	Whalen
Jenice	Willis
Amanda	Winfield
Debra	Woloszynek
Christopher	Wooley
Mark	Zappola